

# Homo sapiens TMIGD2 transcript variant 2 cDNA Clone

Catalog Number: HG13819-G



## General Information

**Gene :** transmembrane and immunoglobulin domain containing 2, transcript variant 2  
**Official Symbol :** TMIGD2  
**Synonym :** TMIGD2  
**Source :** *Homo sapiens*  
**cDNA Size:** 837  
**RefSeq :** NM\_001169126.1

## Description

**Lot :** Please refer to the label on the tube

### Sequence Description :

Identical with the Gene Bank Ref. ID sequence.

### Vector :

pGEM-T

### Shipping carrier :

Each tube contains approximately 10 µg of lyophilized plasmid.

### Storage :

The lyophilized plasmid can be stored at ambient temperature for three months.

### Quality control :

The plasmid is confirmed by full-length sequencing with primers in the sequencing primer list.

### Sequencing primer list :

---

M13-47 : 5' GCCAGGGTTTTCCCAGTCACGAC 3'

RV-M : 5' GAGCGGATAACAATTTACACAGG 3'

---

Other M13 primers can also be used as sequencing primers.

## Plasmid Resuspension protocol

1. Centrifuge the tube for 5~10 min at 4,000 rpm.
2. Carefully open the tube and add 100 µl of sterile water to dissolve the DNA.
3. Close the tube and incubate for 10 minutes at room temperature.
4. Briefly vortex the tube and then do a quick spin to concentrate the liquid at the bottom. Speed is less than 4000 rpm.
5. Store the plasmid at -20 °C.

### The plasmid is ready for:

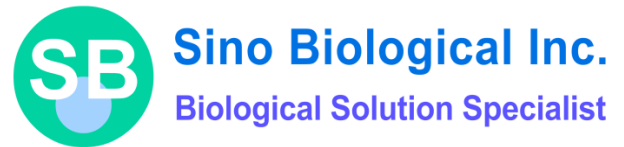
- Restriction enzyme digestion
- PCR amplification
- *E. coli* transformation
- DNA sequencing

### *E. coli* strains for transformation (recommended but not limited)

Most commercially available competent cells are appropriate for the plasmid, e.g. DH5 α, TOP10, JM109.

# Homo sapiens TMIGD2 transcript variant 2 cDNA Clone

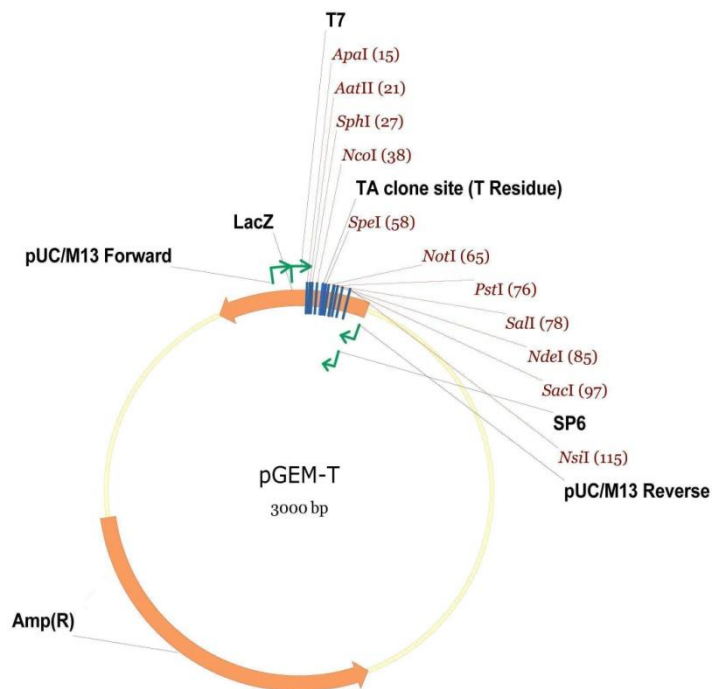
Catalog Number: HG13819-G



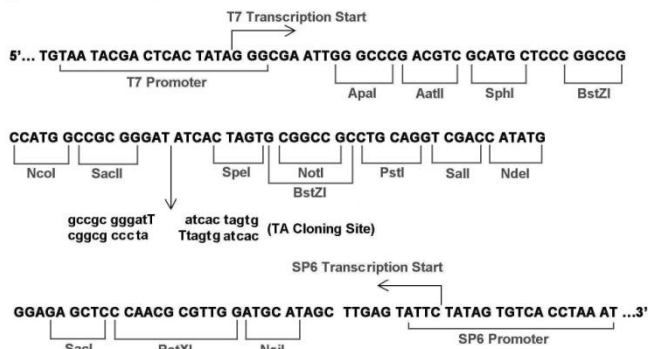
## Vector Information

The pGEM-T vector is a high-efficiency TA cloning vector which contains multiple cloning sites as shown below. The pGEM-T vector is 3.0kb in size and contains the ampicin resistance gene for selection. The coding sequence was inserted by TA cloning.

## Physical Map of pGEM-T :



## pGEM-T Vector



\* Please refer to <http://www.sinobiological.com/Vector-pGEM-T-a-1636.html> for the vector sequence.

Manufactured By Sino Biological Inc., FOR RESEARCH USE ONLY. NOT FOR USE IN HUMANS.

Fax :+86-10-51029969 • Tel:+86- 400-890-9989 • <http://www.sinobiological.com>