

MAA500Hu21

Monoclonal Antibody to Nestin (NES)

Organism Species: *Homo sapiens (Human)*

Instruction manual

FOR RESEARCH USE ONLY

NOT FOR USE IN CLINICAL DIAGNOSTIC PROCEDURES

12th Edition (Revised in Aug, 2016)

[PROPERTIES]

Source: Monoclonal antibody preparation

Host: Mouse

Antibody isotype: IgG2b Kappa

Purification: Protein A + Protein G affinity chromatography

Clone number: D4

Traits: Liquid

Concentration: 0.75mg/ml

UOM: 200µl

Cross Reactivity: Rat

Applications: WB; IHC; ICC; IP.

[IMMUNOGEN]

Immunogen: Recombinant NES (Leu178~Pro399) expressed in *E.coli*

Accession No.: RPA500Hu01

[APPLICATIONS]

Western blotting: 0.5-5µg/mL

Immunohistochemistry: 5-30µg/mL

Immunocytochemistry: 5-30µg/mL

Optimal working dilutions must be determined by end user.

[FORMULATION]

Form & Buffer: Supplied as solution form in 0.01M PBS, pH7.4, containing 0.05% Proclin-300, 50% glycerol.

[STORAGE AND STABILITY]

Storage: Avoid repeated freeze/thaw cycles.

Store at 4°C for frequent use.

Aliquot and store at -20°C for 12 months.

Stability Test: The thermal stability is described by the loss rate. The loss rate was determined

by accelerated thermal degradation test, that is, incubate the protein at 37°C for 48h, and no obvious degradation and precipitation were observed. The loss rate is less than 5% within the expiration date under appropriate storage condition.

[IDENTIFICATION]


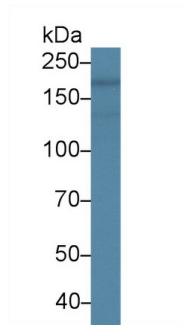
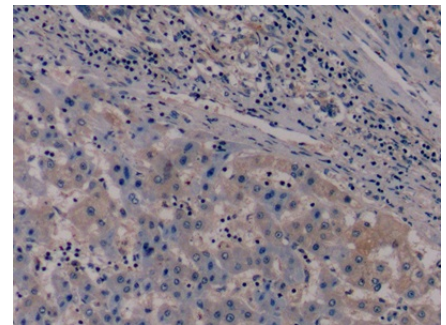


Figure. Western Blot; Sample: Recombinant NES, Human.



Western Blot; Sample: Rat Heart lysate;
Primary Ab: 2µg/ml Mouse Anti-Human NES Antibody
Second Ab: 0.2µg/mL HRP-Linked Caprine Anti-Mouse IgG Polyclonal Antibody
(Catalog: SAA544Mu19)



DAB staining on IHC-P;
Samples: Human Liver cancer Tissue;
Primary Ab: 10µg/ml Mouse Anti-Human NES Antibody
Second Ab: 2µg/mL HRP-Linked Caprine Anti-Mouse IgG Polyclonal Antibody
(Catalog: SAA544Mu19)

[IMPORTANT NOTE]

The kit is designed for research use only, we will not be responsible for any issue if the kit was used in clinical diagnostic or any other procedures.