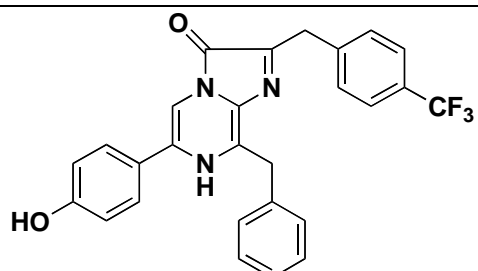


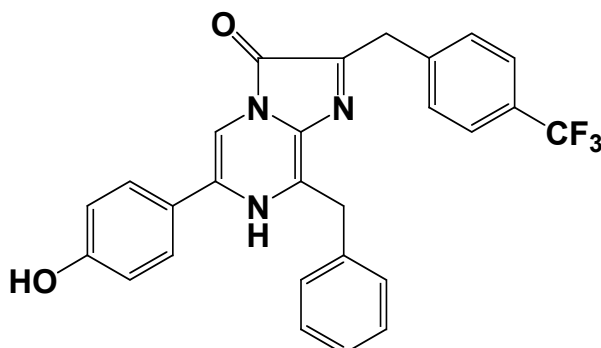
<b>cf3-Coelenterazine</b>	
<b>Cat. No.:</b>	S-003
<b>Product code:</b>	cf3Z
<b>Product name:</b>	cf3-Coelenterazine
<b>Chemical structure:</b>	
<b>Chemical name:</b>	8-Benzyl-6-(4-hydroxyphenyl)-2-[4-(trifluoromethyl)benzyl]imidazo[1,2-a]pyrazin-3(7H)-one
<b>Formula:</b>	C <sub>27</sub> H <sub>20</sub> F <sub>3</sub> N <sub>3</sub> O <sub>2</sub>
<b>Molecular weight:</b>	475.47
<b>CAS. No.:</b>	NA
<b>Size:</b>	250 µg ( cf3Z-250), 1 mg ( cf3Z-1000)
<b>Purity:</b>	>98% on HPLC
<b>Shape:</b>	Yellow powder
<b>Storage:</b>	Stored below -20 °C
<b>Solubility:</b>	Solved in methanol
<b>Use:</b>	Substrate for luciferases and photoproteins.
<b>References:</b>	<p>1) Inouye, S., Iimori, R., Sahara, Y., Hisada, S. and Hosoya, T. (2010) Application of new semisynthetic aequorins with long half-decay time of luminescence to G-protein-coupled receptor assay. <i>Anal. Biochem.</i> 407, 247-252.</p>
<b>Laboratory Reagent For Research Use Only</b>	
<b>Not for resale without prior written consent from JNC Corporation.</b>	

Supplier	Contact us
<b>JNC CORPORATION</b> Shin Otemachi Bldg. 9F 2-2-1 Otemachi, Chiyoda-ku, Tokyo 100-8105 URL <a href="http://www.jnc-corp.co.jp">http://www.jnc-corp.co.jp</a>	<b>JNC Corporation, Yokohama Research Center</b> 5-1 Okawa, Kanazawa-ku, Yokohama, Japan 236-8605 Tel: 045-786-5501 Fax: 045-786-5511 E-mail: <a href="mailto:biophoton@jnc-corp.co.jp">biophoton@jnc-corp.co.jp</a>

For research use only

## cf3-Coelenterazine

Product code : CF3Z



$C_{27}H_{20}F_3N_3O_2 = 475.47$

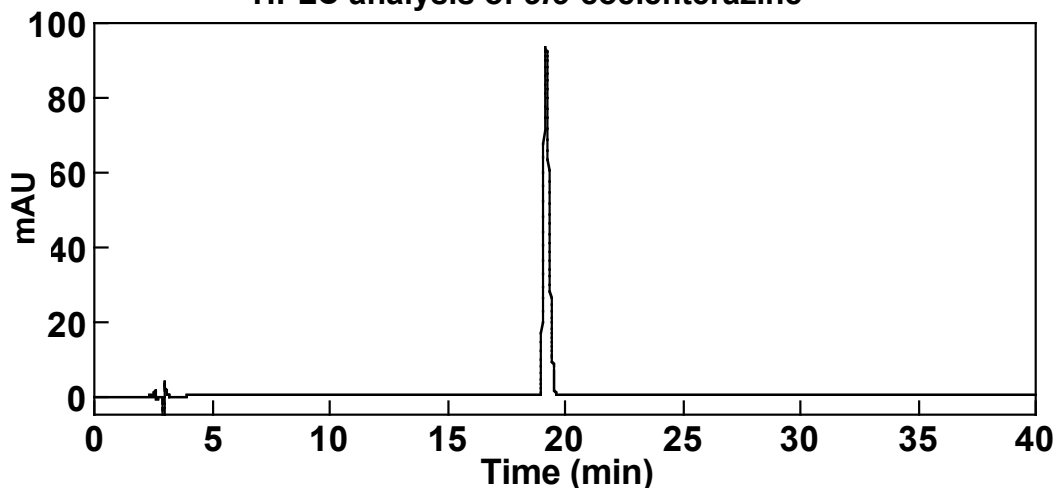


cf3-Coelenterazine

### Product information of cf3-coelenterazine

Chemical name : 2-(p-Trifluoromethyl)-6-(p-hydroxyphenyl)-8-benzylimidazo[1,2-a]pyrazin-3-(7H)-one  
 Formula :  $C_{27}H_{20}F_3N_3O_2$   
 Molecular weight : 475.47  
 Storage : Store away from light, below  $-20\text{ }^{\circ}\text{C}$  (Solid)  
 Solubility : Soluble in methanol  
 Purity : > 98% on HPLC

### HPLC analysis of cf3-coelenterazine



#### HPLC conditions

Column : Lichrosorb RP-18 (Merck, 5  $\mu\text{m}$ , 4 x 125 mm)  
 Mobile phase : 0.1 % TFA aq (60-100% MeOH) 40'  
 Flow rate : 0.45 ml / min  
 Detection : UV 225 nm  
 Sample : 5  $\mu\text{l}$

Supplier	Contact
<p><b>JNC CORPORATION</b>                      Shin Otemachi Bldg. 9F                      2-2-1 Otemachi, Chiyoda-ku, Tokyo 100-8105                      URL <a href="http://www.jnc-corp.co.jp">http://www.jnc-corp.co.jp</a></p>	<p><b>JNC Corporation, Yokohama Research Center</b>                      5-1 Okawa, Kanazawa-ku, Yokohama, Japan 236-8605                      Tel: 045-786-5501 Fax: 045-786-5511                      E-mail: <a href="mailto:biophoton@jnc-corp.co.jp">biophoton@jnc-corp.co.jp</a></p>