

DHRS7 Polyclonal Antibody

catalog number: **E-AB-52605**

Note: Centrifuge before opening to ensure complete recovery of vial contents.

Description

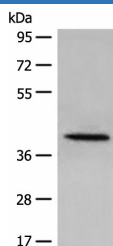
Reactivity	Human
Immunogen	Fusion protein of human DHRS7
Host	Rabbit
Isotype	IgG
Purification	Antigen affinity purification
Buffer	Phosphate buffered solution, pH 7.4, containing 0.05% stabilizer and 50% glycerol.

Applications

Recommended Dilution

WB	1:500-1:2000
IHC	1:25-1:100

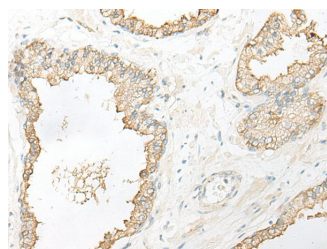
Data



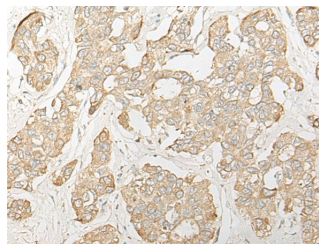
Western blot analysis of 231 cell lysate using DHRS7 Polyclonal Antibody at dilution of 1:400

Observed-MW: Refer to figures

Calculated-MW: 38 kDa



Immunohistochemistry of paraffin-embedded Human prostate cancer tissue using DHRS7 Polyclonal Antibody at dilution of 1:30 (×200)



Immunohistochemistry of paraffin-embedded Human liver cancer tissue using DHRS7 Polyclonal Antibody at dilution of 1:30 (×200)

Preparation & Storage

Storage	Store at -20°C Valid for 12 months. Avoid freeze / thaw cycles.
Shipping	The product is shipped with ice pack, upon receipt, store it immediately at the temperature recommended.

Background

This gene encodes a member of the short-chain dehydrogenases/reductases (SDR) family, which has over 46,000 members. Members in this family are enzymes that metabolize many different compounds, such as steroid hormones, prostaglandins, retinoids, lipids and xenobiotics.

For Research Use Only