

TAZ Polyclonal Antibody

Catalog Number:E-AB-62408

Note: Centrifuge before opening to ensure complete recovery of vial contents.

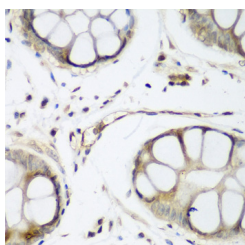
Description

Reactivity	Human,Mouse,Rat
Immunogen	Recombinant fusion protein of human TAZ (NP_056287.1).
Host	Rabbit
Isotype	IgG
Purification	Affinity purification
Conjugation	Unconjugated
Formulation	PBS with 0.02% sodium azide, 50% glycerol, pH7.3.

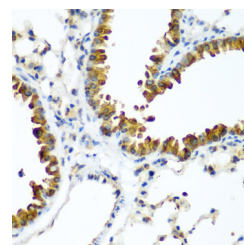
Applications Recommended Dilution

IHC	1:50-1:200
IF	1:50-1:200

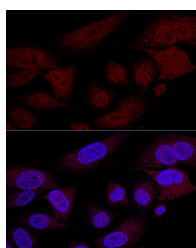
Data



Immunohistochemistry of paraffin-embedded Human gastric using TAZ Polyclonal Antibody at dilution of 1:200 (40x lens).



Immunohistochemistry of paraffin-embedded Mouse lung using TAZ Polyclonal Antibody at dilution of 1:200 (40x lens).



Confocal immunofluorescence analysis of U2OS cells using TAZ Polyclonal Antibody at dilution of 1:100 (60x lens). Blue: DAPI for nuclear staining.

Preparation & Storage

Storage Store at -20°C. Avoid freeze / thaw cycles.

Background

GeneCards Summary for WWTR1 Gene WWTR1 (WW Domain Containing Transcription Regulator 1) is a Protein Coding gene. Diseases associated with WWTR1 include Epithelioid Hemangioendothelioma and Histiocytoid Hemangioma. Among its related pathways are Transcriptional activity of SMAD2/SMAD3-SMAD4 heterotrimer and Signaling by GPCR. Gene Ontology (GO) annotations related to this gene include protein homodimerization activity and

For Research Use Only

A Reliable Research Partner in Life Science and Medicine

Toll-free: 1-888-852-8623

Web: www.elabscience.com

Tel: 1-832-243-6086

Email: techsupport@elabscience.com

Fax: 1-832-243-6017

TAZ Polyclonal Antibody

Catalog Number:E-AB-62408



transcription corepressor activity. An important paralog of this gene is YAP1.

For Research Use Only

A Reliable Research Partner in Life Science and Medicine

Toll-free: 1-888-852-8623

Tel: 1-832-243-6086

Fax: 1-832-243-6017

Web: www.elabscience.com

Email: techsupport@elabscience.com