

CABP7 Polyclonal Antibody

Catalog Number:E-AB-64801

Note: Centrifuge before opening to ensure complete recovery of vial contents.

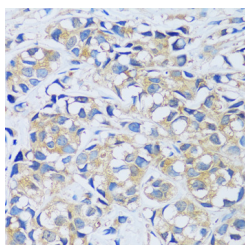
Description

Reactivity	Human,Mouse,Rat
Immunogen	Recombinant fusion protein of human CABP7 (NP_872333.1).
Host	Rabbit
Isotype	IgG
Purification	Affinity purification
Conjugation	Unconjugated
Formulation	PBS with 0.02% sodium azide, 50% glycerol, pH7.3.

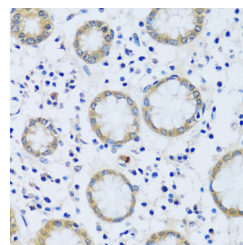
Applications Recommended Dilution

IHC	1:50-1:100
------------	------------

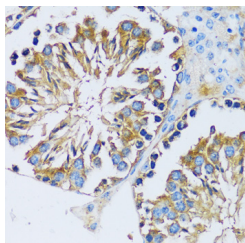
Data



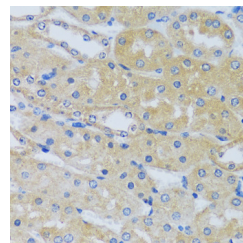
Immunohistochemistry of paraffin-embedded Human breast cancer using CABP7 Polyclonal Antibody at dilution of 1:100 (40x lens).



Immunohistochemistry of paraffin-embedded Human stomach using CABP7 Polyclonal Antibody at dilution of 1:100 (40x lens).



Immunohistochemistry of paraffin-embedded Mouse testis using CABP7 Polyclonal Antibody at dilution of 1:100 (40x lens).



Immunohistochemistry of paraffin-embedded Mouse kidney using CABP7 Polyclonal Antibody at dilution of 1:100 (40x lens).

Preparation & Storage

Storage Store at -20°C. Avoid freeze / thaw cycles.

Background

CABP7 (Calcium Binding Protein 7) is a Protein Coding gene. Diseases associated with CABP7 include Vohwinkel Syndrome. Among its related pathways are Visual Cycle in Retinal Rods. Gene Ontology (GO) annotations related to this gene include calcium ion binding. An important paralog of this gene is CALN1.

For Research Use Only

A Reliable Research Partner in Life Science and Medicine

Toll-free: 1-888-852-8623

Web: www.elabscience.com

Tel: 1-832-243-6086

Email: techsupport@elabscience.com

Fax: 1-832-243-6017