

AUP1 antibody

Product Information

Catalog No.:	FNab00745
Size:	100µg
Form:	liquid
Purification:	Immunogen affinity purified
Purity:	≥95% as determined by SDS-PAGE
Host:	Rabbit
Clonality:	polyclonal
Clone ID:	None
IsoType:	IgG
Storage:	PBS with 0.02% sodium azide and 50% glycerol pH 7.3, -20°C for 12 months(Avoid repeated freeze / thaw cycles.)

Background

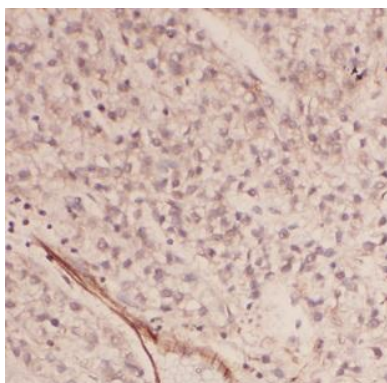
May play a role in the translocation of terminally misfolded proteins from the endoplasmic reticulum lumen to the cytoplasm and their degradation by the proteasome.

Immunogen information

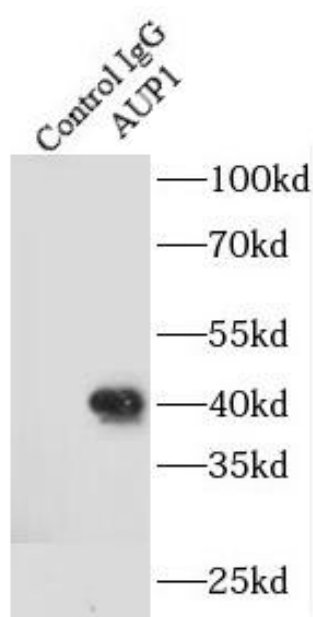
Immunogen:	ancient ubiquitous protein 1
Synonyms:	Lipid droplet-regulating VLDL assembly factor AUP1 Ancient ubiquitous protein 1 AUP1
Observed MW:	40 kDaa
Uniprot ID :	Q9Y679

Application


Reactivity:	Human, Mouse, Rat
Tested Application:	ELISA, WB, IHC, IF, IP
Recommended dilution:	WB: 1:500-1:1000; IP: 1:500-1:1000; IHC: 1:20-1:200
Image:	



Immunohistochemistry of paraffin-embedded human liver cancer using FNaB00745(AUP1 antibody) at dilution of 1:100



IP Result of anti-AUP1 (IP:FNaB00745, 3ug; Detection:FNaB00745 1:500) with HEK-293 cells lysate 880ug.



K-562 cells were subjected to SDS PAGE followed by western blot with FNaB00745(AUP1 antibody) at dilution of 1:400