

## CIBAR1 antibody

### Product Information

Catalog No.:	FNab02999
Size:	100µg
Form:	liquid
Purification:	Immunogen affinity purified
Purity:	≥95% as determined by SDS-PAGE
Host:	Rabbit
Clonality:	polyclonal
Clone ID:	None
IsoType:	IgG
Storage:	PBS with 0.02% sodium azide and 50% glycerol pH 7.3, -20°C for 12 months(Avoid repeated freeze / thaw cycles.)

### Background

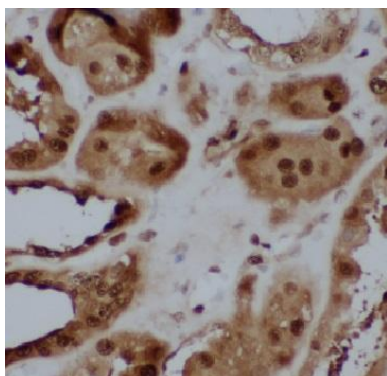
None

### Immunogen information


Immunogen:	family with sequence similarity 92, member A1
Synonyms:	CBY1-interacting BAR domain-containing protein 1 CIBAR1 FAM92A FAM92A1
Observed MW:	29-33 kDa
Uniprot ID :	A1XBS5

### Application

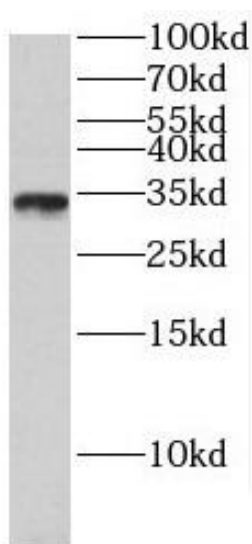
Reactivity:	Human
Tested Application:	ELISA, IHC, WB, IF, IP
Recommended dilution:	WB: 1:500-1:2000; IP: 1:200-1:1000; IHC: 1:20-1:200; IF: 1:20-1:200
Image:	



Immunohistochemistry of paraffin-embedded human renal cell carcinoma tissue slide using FNab02999(FAM92A1 Antibody) at dilution of 1:50



IP Result of anti-FAM92A1 (IP:FNab02999, 4ug; Detection:FNab02999 1:500) with HeLa cells lysate 4000ug.



HeLa cells were subjected to SDS PAGE followed by western blot with FNab02999(FAM92A1 Antibody) at dilution of 1:600