

FLCN antibody

Product Information

Catalog No.:	FNab03157
Size:	100µg
Form:	liquid
Purification:	Immunogen affinity purified
Purity:	≥95% as determined by SDS-PAGE
Host:	Rabbit
Clonality:	polyclonal
Clone ID:	None
IsoType:	IgG
Storage:	PBS with 0.02% sodium azide and 50% glycerol pH 7.3, -20°C for 12 months(Avoid repeated freeze / thaw cycles.)

Background

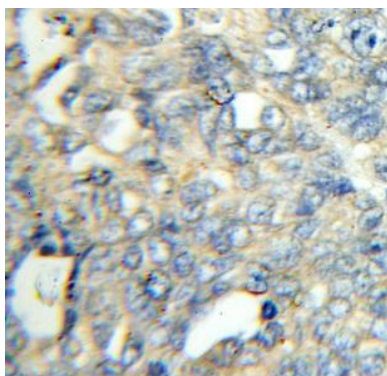
May be a tumor suppressor. May be involved in energy and/or nutrient sensing through the AMPK and mTOR signaling pathways. May regulate phosphorylation of RPS6KB1.

Immunogen information

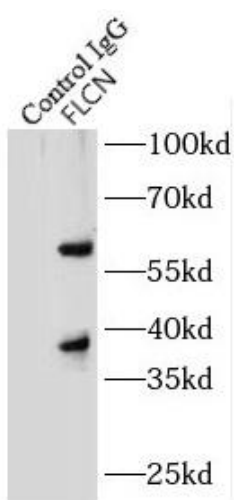
Immunogen:	folliculin
Synonyms:	Folliculin BHD skin lesion fibrofolliculoma protein Birt-Hogg-Dube syndrome protein FLCN BHD
Observed MW:	38-45 kDa, 64 kDa, 20-26 kDa
Uniprot ID :	Q8NFG4

Application

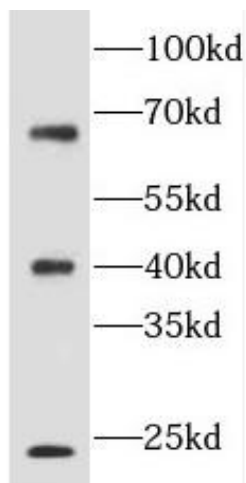
Reactivity:	Human, Mouse, Rat
Tested Application:	ELISA, WB, IHC, IP
Recommended dilution:	WB: 1:500-1:2000; IP: 1:200-1:1000; IHC: 1:20-1:200
Image:	



Immunohistochemistry of paraffin-embedded human ovary tumor using FNab03157(FLCN antibody) at dilution of 1:50



IP result of anti-FLCN(FNab03157) with Hela cell.



mouse thymus tissue were subjected to SDS PAGE followed by western blot with FNab03157(FLCN antibody) at dilution of 1:300