

PRKD2 antibody

Product Information

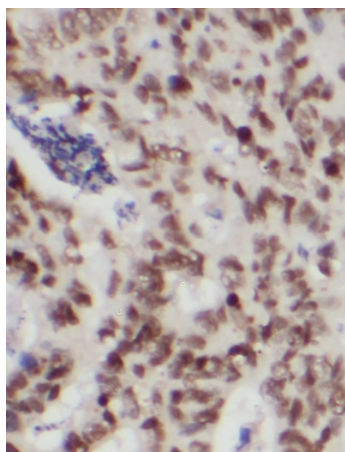
Catalog No.:	FNab06785
Size:	100µg
Form:	liquid
Purification:	Immunogen affinity purified
Purity:	≥95% as determined by SDS-PAGE
Host:	Rabbit
Clonality:	polyclonal
Clone ID:	None
IsoType:	IgG
Storage:	PBS with 0.02% sodium azide and 50% glycerol pH 7.3, -20°C for 12 months(Avoid repeated freeze / thaw cycles.)

Immunogen information

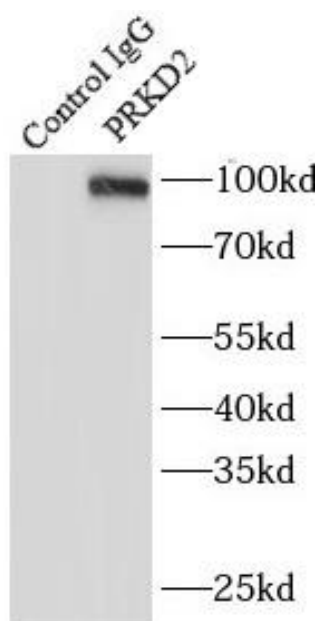
Immunogen:	protein kinase D2
Synonyms:	Serine/threonine-protein kinase D2 nPKC-D2 PRKD2 PKD2
Observed MW:	97 kDa
Uniprot ID :	Q9BZL6

Application


Reactivity:	Human, Mouse, Rat
Tested Application:	ELISA, WB, IHC, IP
Recommended dilution:	WB: 1:500-1:2000; IP: 1:200-1:1000; IHC: 1:20-1:200
Image:	



Immunohistochemistry of paraffin-embedded human colon cancer using FNab06785(PRKD2 antibody) at dilution of 1:100



IP Result of anti-PRKD2 (IP:FNab06785, 4ug; Detection:FNab06785 1:500) with HeLa cells lysate 1200ug.



human brain tissue were subjected to SDS PAGE followed by western blot with FNab06785(PRKD2 antibody) at dilution of 1:500