

SGSM3 antibody

Product Information

Catalog No.:	FNab07815
Size:	100µg
Form:	liquid
Purification:	Immunogen affinity purified
Purity:	≥95% as determined by SDS-PAGE
Host:	Rabbit
Clonality:	polyclonal
Clone ID:	None
IsoType:	IgG
Storage:	PBS with 0.02% sodium azide and 50% glycerol pH 7.3, -20°C for 12 months(Avoid repeated freeze / thaw cycles.)

Background

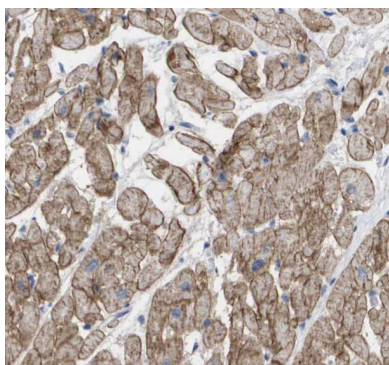
May play a cooperative role in NF2-mediated growth suppression of cells.

Immunogen information

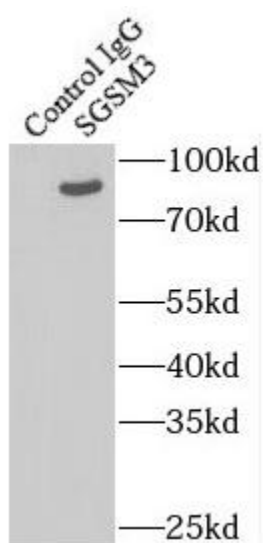
Immunogen:	small G protein signaling modulator 3
Synonyms:	Small G protein signaling modulator 3 Merlin-associated protein RUN and TBC1 domain-containing protein 3 Rab-GTPase-activating protein-like protein (RabGAPLP) SGSM3 MAP RABGAPLP RUTBC3
Observed MW:	85 kDa
Uniprot ID :	Q96HU1

Application


Reactivity:	Human, Mouse, Rat
Tested Application:	ELISA, WB, IHC, IF, IP
Recommended dilution:	WB: 1:500-1:2000; IP: 1:200-1:1000; IHC: 1:20-1:200; IF: 1:20-1:200
Image:	



Immunohistochemistry of paraffin-embedded human heart tissue slide using FNab07815(SGSM3 Antibody) at dilution of 1:200



IP Result of anti-SGSM3 (IP:FNab07815, 4ug; Detection:FNab07815 1:600) with mouse brain tissue lysate 3440ug.



fetal human brain tissue were subjected to SDS PAGE followed by western blot with FNab07815(SGSM3 Antibody) at dilution of 1:1000