

TYMS antibody

Product Information

Catalog No.:	FNab08681
Size:	100µg
Form:	liquid
Purification:	Immunogen affinity purified
Purity:	≥95% as determined by SDS-PAGE
Host:	Rabbit
Clonality:	polyclonal
Clone ID:	None
IsoType:	IgG
Storage:	PBS with 0.02% sodium azide and 50% glycerol pH 7.3, -20°C for 12 months(Avoid repeated freeze / thaw cycles.)

Background

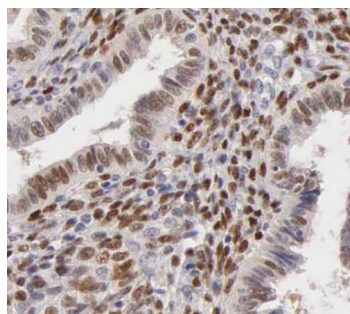
None

Immunogen information

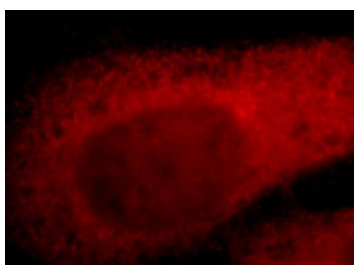
Immunogen:	thymidylate synthetase
Synonyms:	Thymidylate synthase (TS, TSase) TYMS TS
Observed MW:	36 kDa
Uniprot ID :	P04818

Application

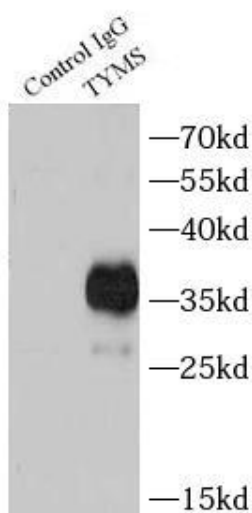
Reactivity:	Human, Mouse, Rat
Tested Application:	ELISA, WB, IHC, IF, IP
Recommended dilution:	WB: 1:500-1:3000; IP: 1:500-1:1000; IHC: 1:50-1:500; IF: 1:10-1:100
Image:	



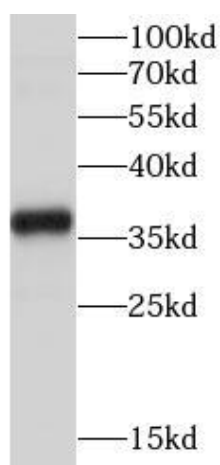
Immunohistochemistry of paraffin-embedded human endometrial cancer using FNab08681(TYMS antibody) at dilution of 1:100



Immunofluorescent analysis of HepG2 cells, using TYMS antibody FNab08681 at 1:25 dilution and Rhodamine-labeled goat anti-rabbit IgG (red).



IP Result of anti-Thymidylate synthase (IP: FNab08681, 3ug; Detection: FNab08681 1:1000) with HeLa cells lysate 3000ug.



HeLa cells were subjected to SDS PAGE followed by western blot with FNab08681(TYMS antibody) at dilution of 1:1500