

## HMGB1 antibody

### Product Information

Catalog No.:	FNab10710
Size:	100µg
Form:	liquid
Purification:	Protein A+G purification
Purity:	≥95% as determined by SDS-PAGE
Host:	Mouse
Clonality:	monoclonal
Clone ID:	1E4
IsoType:	IgG1
Storage:	PBS with 0.02% sodium azide and 50% glycerol pH 7.3, -20°C for 12 months(Avoid repeated freeze / thaw cycles.)

### Background

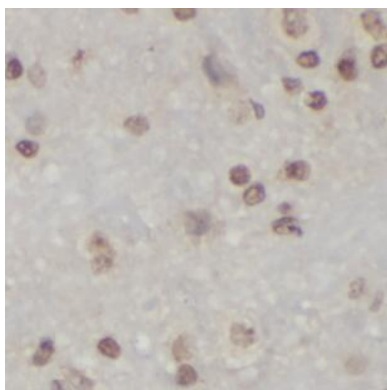
None

### Immunogen information

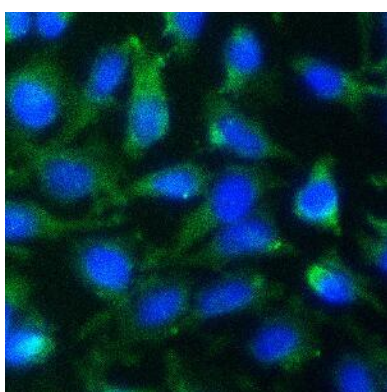
Immunogen:	High mobility group protein B1
Synonyms:	High mobility group protein B1 High mobility group protein 1 (HMG-1) HMGB1 HMG1
Observed MW:	25 kDa
Uniprot ID :	P09429

### Application

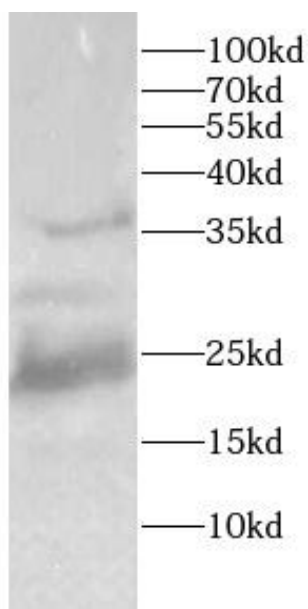
Reactivity:	Human, Mouse, Rat
Tested Application:	ELISA, WB, IHC, IF
Recommended dilution:	WB: 1:500 - 1:2000; IHC: 1:50 - 1:200; IF: 1:50 - 1:200
Image:	



Immunohistochemistry of paraffin-embedded rat brain tissue slide using FNab10710(HMGB1 antibody) at dilution of 1:100



Immunofluorescent analysis of Hela cells using FNab10710(HMGB1 antibody) at dilution of 1:50.



MCF7 cells were subjected to SDS PAGE followed by western blot with FNab10710(HMGB1 antibody) at dilution of 1:1000