

Synonym

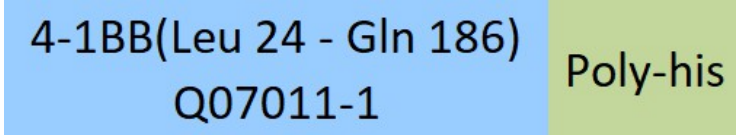
TNFRSF9,4-1BB,CD137,CDw137,ILA

Source

Human 4-1BB Protein, His Tag(41B-H53H3) is expressed from CHO cells. It contains AA Leu 24 - Gln 186 (Accession # [Q07011-1](#)).

Predicted N-terminus: Leu 24

Molecular Characterization



This protein carries a polyhistidine tag at the C-terminus.

The protein has a calculated MW of 19.2 kDa. The protein migrates as 29-31 kDa when calibrated against [Star Ribbon Pre-stained Protein Marker](#) under reducing (R) condition (SDS-PAGE) due to glycosylation.

Endotoxin

Less than 1.0 EU per µg by the LAL method / rFC method.

Purity

>90% as determined by SDS-PAGE.

>90% as determined by SEC-MALS.

Formulation

Lyophilized from 0.22 µm filtered solution in PBS, pH7.4 with trehalose as protectant.

Contact us for customized product form or formulation.

Reconstitution

Please see Certificate of Analysis for specific instructions.

*For best performance, we strongly recommend you to follow the reconstitution protocol provided in the CoA.*

Storage

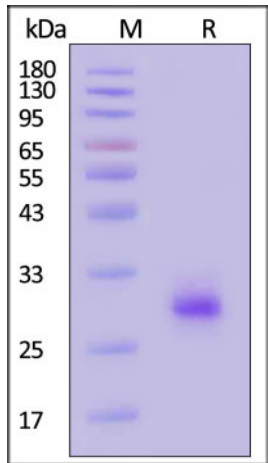
For long term storage, the product should be stored at lyophilized state at -20°C or lower.

*Please avoid repeated freeze-thaw cycles.*

This product is stable after storage at:

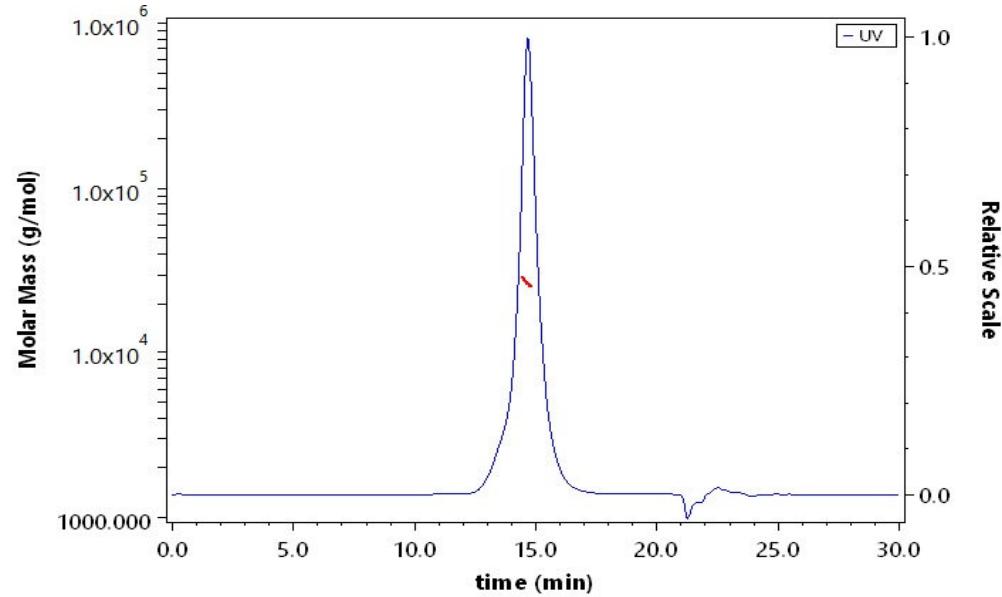
- -20°C to -70°C for 12 months in lyophilized state;
- -70°C for 3 months under sterile conditions after reconstitution.

SDS-PAGE



Human 4-1BB Protein, His Tag on SDS-PAGE under reducing (R) condition. The gel was stained with Coomassie Blue. The purity of the protein is greater than 90% (With [Star Ribbon Pre-stained Protein Marker](#)).

SEC-MALS



The purity of Human 4-1BB Protein, His Tag (Cat. No. 41B-H53H3) is more than 90% and the molecular weight of this protein is around 22-32 kDa verified by SEC-MALS.

[Report](#)

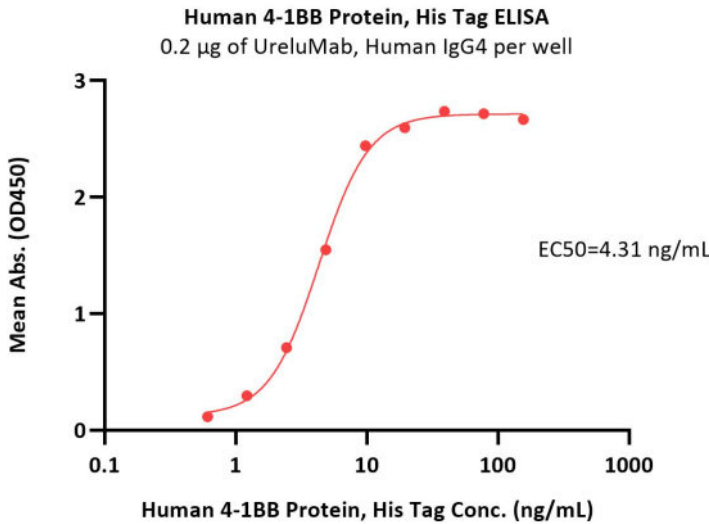
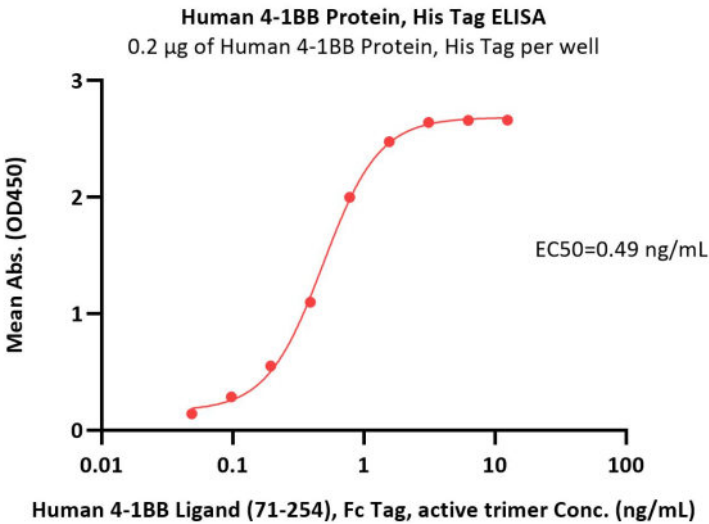
Bioactivity-ELISA

Discounts, Gifts,  
and more!



Human 4-1BB / TNFRSF9 Protein, His Tag (MALS verified)

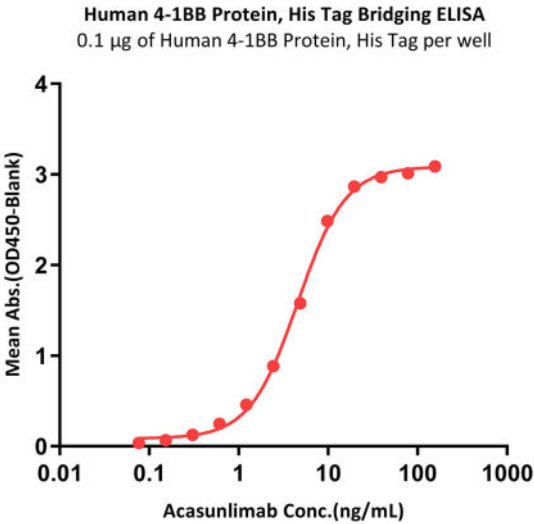
Catalog # 41B-H53H3



Immobilized Human 4-1BB Protein, His Tag (Cat. No. 41B-H53H3) at 2 µg/mL (100 µL/well) can bind Human 4-1BB Ligand (71-254), Fc Tag, active trimer with a linear range of 0.05-0.8 ng/mL (QC tested).

Immobilized UreluMab, Human IgG4 (Cat. No. B76) at 2 µg/mL (100 µL/well) can bind Human 4-1BB Protein, His Tag (Cat. No. 41B-H53H3) with a linear range of 0.6-10 ng/mL (Routinely tested).

Bridging Elisa



Validated with Bispecific Antibody.

Immobilized Human 4-1BB Protein, His Tag (Cat. No. 41B-H53H3) at 1 µg/mL, add increasing concentrations of Acasunlimab and then add Biotinylated Human PD-L1, Avitag, His Tag (Cat. No. PD1-H82E5) at 0.2 µg/mL. Detection was performed using HRP-conjugated streptavidin with sensitivity of 0.15 ng/mL (Routinely tested).

Background

4-1BB is also known as CD137, tumor necrosis factor receptor superfamily member 9 (TNFRSF9), induced by lymphocyte activation (ILA), is a co-stimulatory molecule of the tumor necrosis factor (TNF) receptor superfamily. CD137 can be expressed by activated T cells, but to a larger extent on CD8 than on CD4 T cells. In addition, CD137 expression is found on dendritic cells, follicular dendritic cells, natural killer cells, granulocytes and cells of blood vessel walls at sites of inflammation. The best characterized activity of CD137 is its costimulatory activity for activated T cells. Crosslinking of CD137 enhances T cell proliferation, IL-2 secretion survival and cytolytic activity. Further, it can enhance immune activity to eliminate tumors in mice. CD137 can enhance activation-induced T cell apoptosis when triggered by engagement of the TCR/CD3 complex. In addition, 4-1BB/4-1BBL co-stimulatory pathway has been shown to augment secondary CTL responses to several viruses, and meanwhile augment anti-tumor immunity. 4-1BB thus is a promising candidate for immunotherapy of human cancer. CD137 has been shown to interact with TRAF2.

