



Synonym

A35R (MPXV)

Source

Monkeypox virus (Democratic Republic of the Congo) A35R Protein, His Tag (A3R-M52H4) is expressed from human 293 cells (HEK293). It contains AA Arg 58 - Thr 181 (Accession # EPI\_ISL\_19093812, GISAID).  
Predicted N-terminus: Arg 58

Molecular Characterization

A35R(Arg 58 - Thr 181)  
EPI\_ISL\_19093812

Poly-his

This protein carries a polyhistidine tag at the C-terminus.

The protein has a calculated MW of 15.5 kDa. The protein migrates as 15-20 kDa when calibrated against [Star Ribbon Pre-stained Protein Marker](#) under reducing (R) condition (SDS-PAGE) due to glycosylation.

The protein is designed as a dimer.

Endotoxin

Less than 1.0 EU per µg by the LAL method / rFC method.

Purity

>90% as determined by SDS-PAGE.

>95% as determined by SEC-MALS.

Formulation

Lyophilized from 0.22 µm filtered solution in PBS, pH7.4 with trehalose as protectant.

Contact us for customized product form or formulation.

Reconstitution

Please see Certificate of Analysis for specific instructions.

*For best performance, we strongly recommend you to follow the reconstitution protocol provided in the CoA.*

Storage


For long term storage, the product should be stored at lyophilized state at -20°C or lower.

*Please avoid repeated freeze-thaw cycles.*

This product is stable after storage at:

- 20°C to -70°C for 12 months in lyophilized state;
- 70°C for 3 months under sterile conditions after reconstitution.

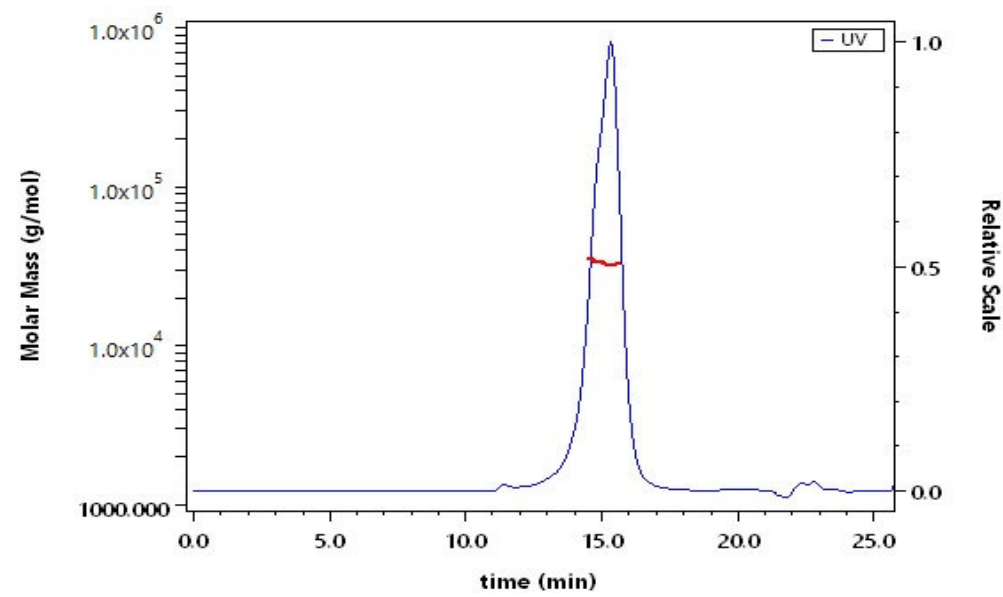
SDS-PAGE



Monkeypox virus (Democratic Republic of the Congo) A35R Protein, His Tag on SDS-PAGE under reducing (R) condition. The gel was stained with Coomassie Blue. The purity of the protein is greater than 90% (With [Star Ribbon Pre-stained Protein Marker](#)).

Bioactivity-ELISA

SEC-MALS



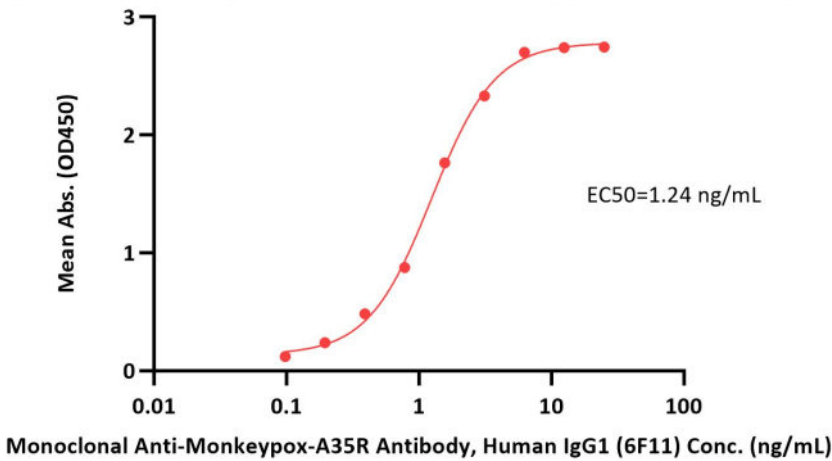
The purity of Monkeypox virus (Democratic Republic of the Congo) A35R Protein, His Tag (Cat. No. A3R-M52H4) is more than 95% and the molecular weight of this protein is around 28-38 kDa verified by SEC-MALS. [Report](#)

Discounts, Gifts,  
and more!





Monkeypox virus (Democratic Republic of the Congo) A35R Protein, His Tag ELISA  
0.1 µg of Monkeypox virus (Democratic Republic of the Congo) A35R Protein, His Tag per well



Immobilized Monkeypox virus (Democratic Republic of the Congo) A35R Protein, His Tag (Cat. No. A3R-M52H4) at 1 µg/mL (100 µL/well) can bind Monoclonal Anti-Monkeypox-A35R Antibody, Human IgG1 (6F11) (Cat. No. A3R-M575) with a linear range of 0.1-3 ng/mL (QC tested).

Background

Monkeypox is a rare zoonosis caused by monkeypox virus, which has become the most serious orthpoxvirus and consists of complex double stranded DNA. The pathogenesis of monkeypox is that the virus invades the body from respiratory mucosa, multiplies in lymphocytes, and incurs into blood producing transient venereal toxemia. after the virus multiplies in cells, the cells can invade the blood and propagate to the skin of the whole body, causing lesions. The envelope glycoprotein A35R on the EV surface has been predicted to influence intercellular diffusion of virions.

