

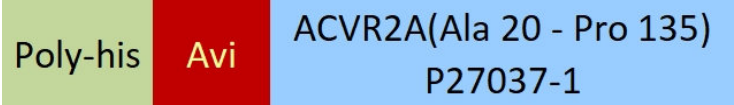
Synonym

Activin receptor type IIA,ACTRIIA

Source

Biotinylated Human / Cynomolgus Activin RIIA Protein, His,Avitag(ACA-H82Q3) is expressed from human 293 cells (HEK293). It contains AA Ala 20 - Pro 135 (Accession # [P27037-1](#)).
Predicted N-terminus: His

Molecular Characterization



This protein carries a polyhistidine tag at the N-terminus, followed by an Avi tag (Avitag™).

The protein has a calculated MW of 17 kDa. The protein migrates as 28-35 kDa when calibrated against [Star Ribbon Pre-stained Protein Marker](#) under reducing (R) condition (SDS-PAGE) due to glycosylation.

Labeling

Biotinylation of this product is performed using Avitag™ technology. Briefly, the single lysine residue in the Avitag is enzymatically labeled with biotin.

Protein Ratio

Passed as determined by the HABA assay / binding ELISA.

Purity

>90% as determined by SDS-PAGE.

Formulation

Lyophilized from 0.22 µm filtered solution in PBS, pH7.4 with trehalose as protectant.

Contact us for customized product form or formulation.

Reconstitution

Please see Certificate of Analysis for specific instructions.

For best performance, we strongly recommend you to follow the reconstitution protocol provided in the CoA.

Storage

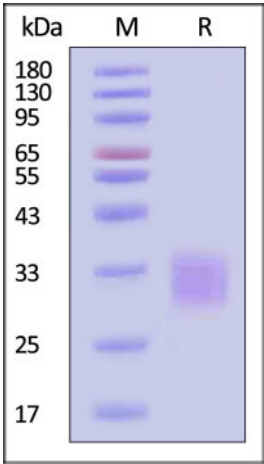
For long term storage, the product should be stored at lyophilized state at -20°C or lower.

Please avoid repeated freeze-thaw cycles.

This product is stable after storage at:

- -20°C to -70°C for 12 months in lyophilized state;
- -70°C for 3 months under sterile conditions after reconstitution.

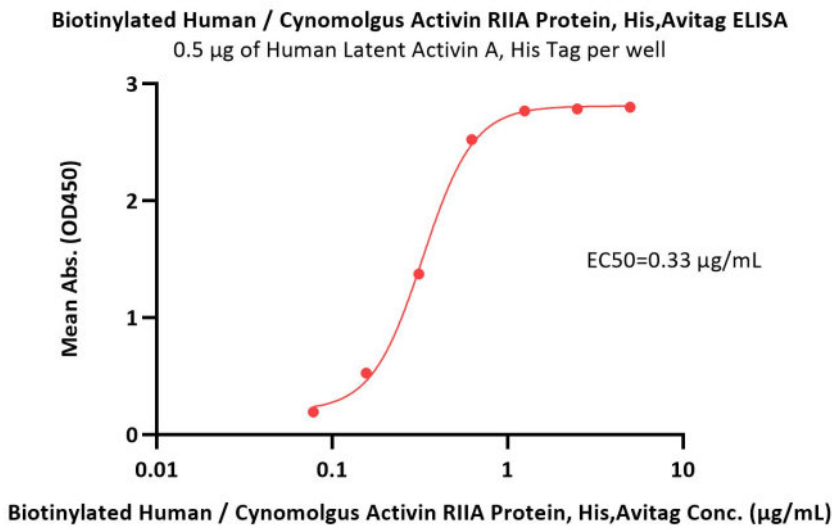
SDS-PAGE



Biotinylated Human / Cynomolgus Activin RIIA Protein, His,Avitag on SDS-PAGE under reducing (R) condition. The gel was stained with Coomassie Blue. The purity of the protein is greater than 90% (With [Star Ribbon Pre-stained Protein Marker](#)).

Bioactivity-ELISA





Immobilized Human Latent Activin A, His Tag (Cat. No. ACA-H424x) at 5 µg/mL (100 µL/well) can bind Biotinylated Human / Cynomolgus Activin RIIA Protein, His,Avitag (Cat. No. ACA-H82Q3) with a linear range of 0.078-1.25 µg/mL (QC tested).

Background

Activin receptor type-2A (ACVR2A) is also known as Activin receptor type IIA, ACTR-IIA, ACTRIIA and ACVR2,which is single-pass type I membrane protein. ACVR2A belongs to the protein kinase superfamily,TKL Ser/Thr protein kinase family and TGFB receptor subfamily.On ligand binding,ACVR2A can forms a receptor complex consisting of two type II and two type I transmembrane serine/threonine kinases. Type II receptors phosphorylate and activate type I receptors which autophosphorylate, then bind and activate SMAD transcriptional regulators.ACVR2A is Receptor for activin A, activin B and inhibin A as well. Several type I I activin receptors have been identified and bind to different activins with different affinities.

