

Synonym

APRIL,TNFSF13,TALL-2,TRDL-1,CD256,TALL2,ZTNF2

Source

Human APRIL Protein, Fc Tag(APL-H5263) is expressed from human 293 cells (HEK293). It contains AA Gln 111 - Leu 250 (Accession # [O75888-1](#)).

Predicted N-terminus: Pro

Molecular Characterization

Fc(Pro 100 - Lys 330) P01857	APRIL(Gln 111 - Leu 250) O75888-1
---------------------------------	--------------------------------------

This protein carries a human IgG1 Fc tag at the N-terminus.

The protein has a calculated MW of 42.2 kDa. The protein migrates as 45-53 kDa when calibrated against [Star Ribbon Pre-stained Protein Marker](#) under reducing (R) condition (SDS-PAGE) due to glycosylation.

Endotoxin

Less than 1.0 EU per µg by the LAL method / rFC method.

Purity

>90% as determined by SDS-PAGE.

Formulation

Lyophilized from 0.22 µm filtered solution in PBS, 0.5 M Arginine, pH7.4 with trehalose as protectant.

Contact us for customized product form or formulation.

Reconstitution

Please see Certificate of Analysis for specific instructions.

For best performance, we strongly recommend you to follow the reconstitution protocol provided in the CoA.

Storage

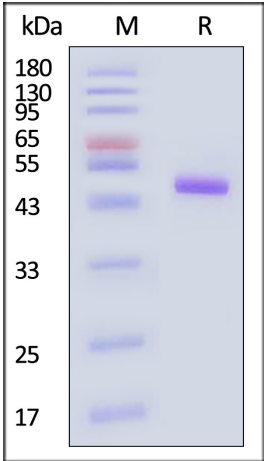
For long term storage, the product should be stored at lyophilized state at -20°C or lower.

Please avoid repeated freeze-thaw cycles.

This product is stable after storage at:

- -20°C to -70°C for 12 months in lyophilized state;
- -70°C for 3 months under sterile conditions after reconstitution.

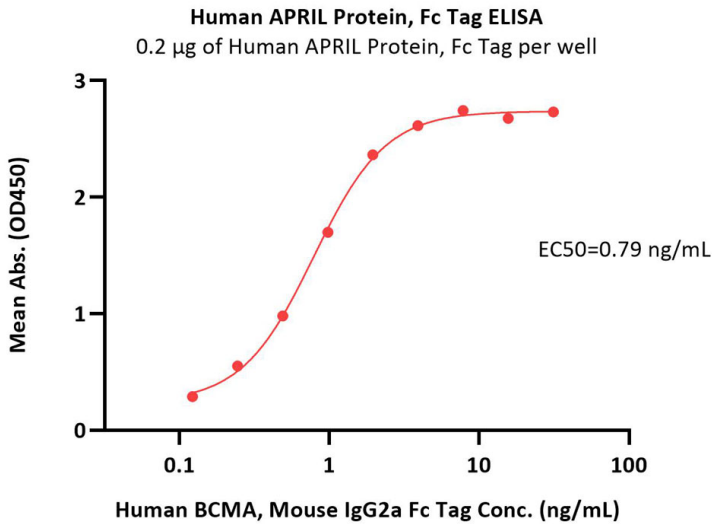
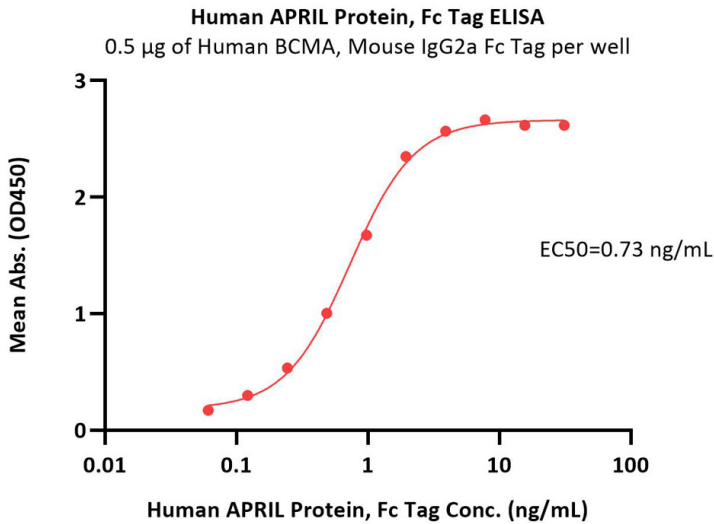
SDS-PAGE



Human APRIL Protein, Fc Tag on SDS-PAGE under reducing (R) condition. The gel was stained with Coomassie Blue. The purity of the protein is greater than 90% (With [Star Ribbon Pre-stained Protein Marker](#)).

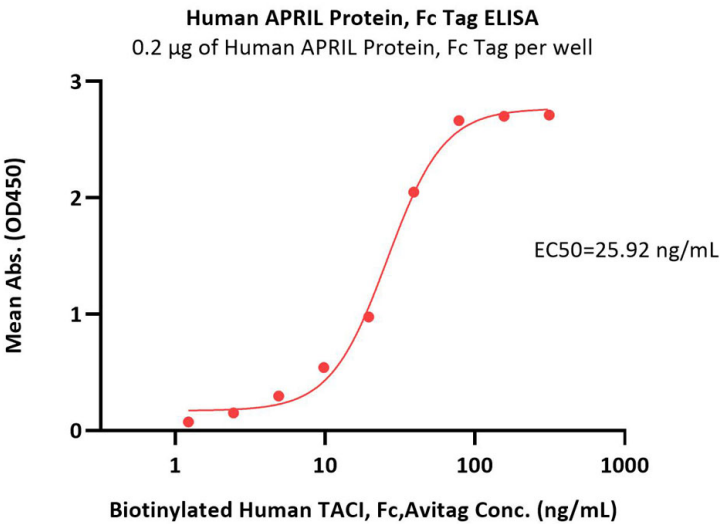
Bioactivity-ELISA





Immobilized Human BCMA, Mouse IgG2a Fc Tag (Cat. No. BCA-H5253) at 5 µg/mL (100 µL/well) can bind Human APRIL Protein, Fc Tag (Cat. No. APL-H5263) with a linear range of 0.06-2 ng/mL (QC tested).

Immobilized Human APRIL Protein, Fc Tag (Cat. No. APL-H5263) at 2 µg/mL (100 µL/well) can bind Human BCMA, Mouse IgG2a Fc Tag (Cat. No. BCA-H5253) with a linear range of 0.1-1 ng/mL (Routinely tested).



Immobilized Human APRIL Protein, Fc Tag (Cat. No. APL-H5263) at 2 µg/mL (100 µL/well) can bind Biotinylated Human TACI, Fc,Avitag (Cat. No. TAI-H82F6) with a linear range of 1-39 ng/mL (Routinely tested).

Background

APRIL(a proliferation-inducing ligand) is also known as Tumor necrosis factor ligand superfamily member 13, TALL-2, TRDL-1, CD256, TNFFSF 13, cytokine that binds to TNFRSF13B/TACI and to TNFRSF17/BCMA. APRIL is a cytokine of the tumor necrosis factor family associated mainly with hematologic malignancies. The closely related TNF family ligands B cell activation factor (BAFF) and a proliferation-inducing ligand (APRIL) serve in the generation and maintenance of mature B-lymphocytes. Both BAFF and APRIL assemble as homotrimers that bind and activate several receptors that they partially share. BAFF-APRIL heteromers of different stoichiometries have distinct receptor-binding properties and activities. In addition, expression of APRIL was regulated by miR-145 in GC cells.

