

Synonym

APRIL,TNFSF13,TALL-2,TRDL-1,CD256,TALL2,ZTNF2

Source

Biotinylated Human APRIL Protein, Avitag,His Tag(APL-H82Q8) is expressed from human 293 cells (HEK293). It contains AA Gln 111 - Leu 250 (Accession # [O75888-1](#)).
Predicted N-terminus: Gly

Molecular Characterization

This protein carries an Avi tag (Avitag™) at the N-terminus, followed by a polyhistidine tag.
The protein has a calculated MW of 50.9 kDa. The protein migrates as 55-63 kDa when calibrated against [Star Ribbon Pre-stained Protein Marker](#) under reducing (R) condition (SDS-PAGE) due to glycosylation.

Labeling

Biotinylation of this product is performed using Avitag™ technology. Briefly, the single lysine residue in the Avitag is enzymatically labeled with biotin.

Protein Ratio

Passed as determined by the HABA assay / binding ELISA.

Purity

>90% as determined by SDS-PAGE.
>90% as determined by SEC-MALS.

Formulation

Lyophilized from 0.22 µm filtered solution in PBS, pH7.4 with trehalose as protectant.
Contact us for customized product form or formulation.

Reconstitution

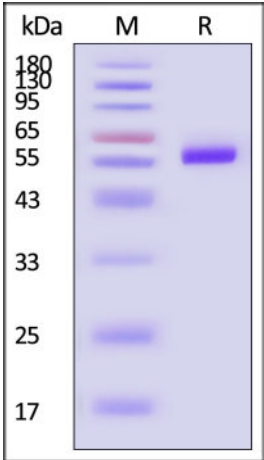
Please see Certificate of Analysis for specific instructions.
For best performance, we strongly recommend you to follow the reconstitution protocol provided in the CoA.

Storage

For long term storage, the product should be stored at lyophilized state at -20°C or lower.
Please avoid repeated freeze-thaw cycles.
This product is stable after storage at:

- 20°C to -70°C for 12 months in lyophilized state;
- 70°C for 3 months under sterile conditions after reconstitution.

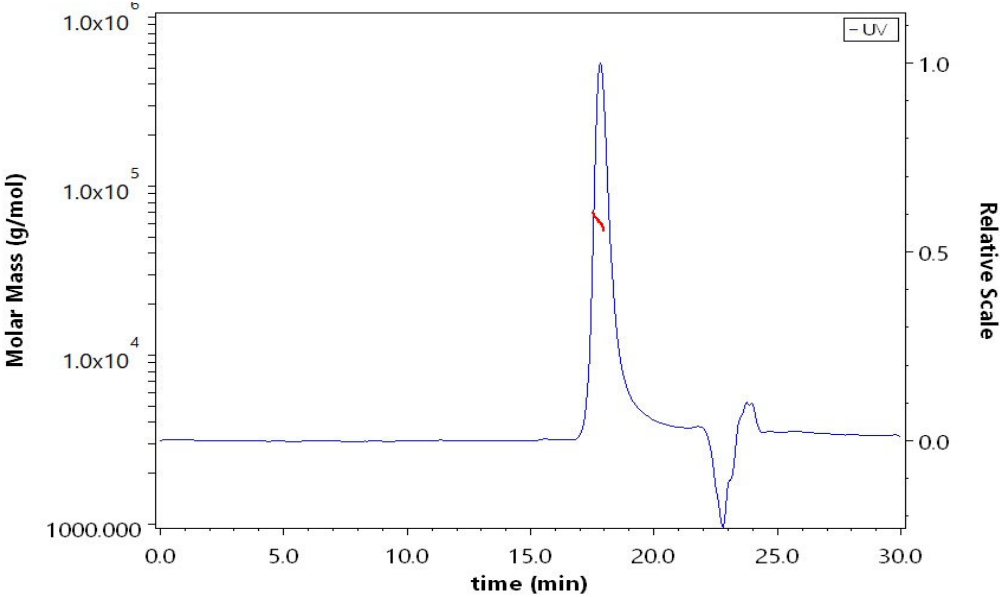
SDS-PAGE



Biotinylated Human APRIL Protein, Avitag,His Tag on SDS-PAGE under reducing (R) condition. The gel was stained with Coomassie Blue. The purity of the protein is greater than 90% (With [Star Ribbon Pre-stained Protein Marker](#)).

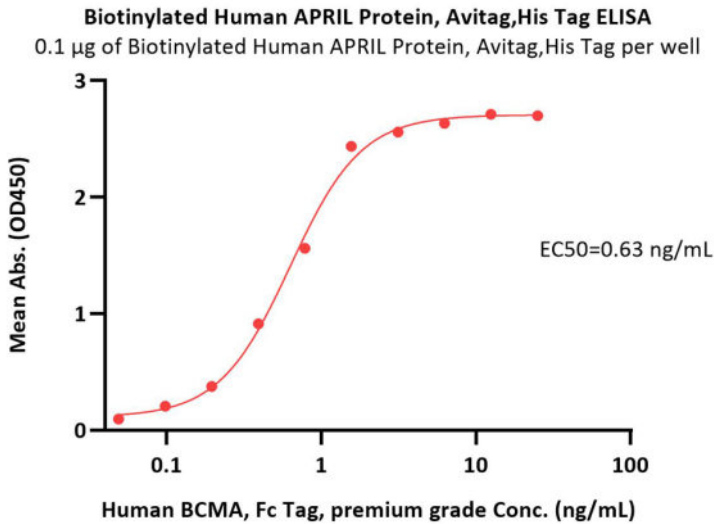
Bioactivity-ELISA

SEC-MALS

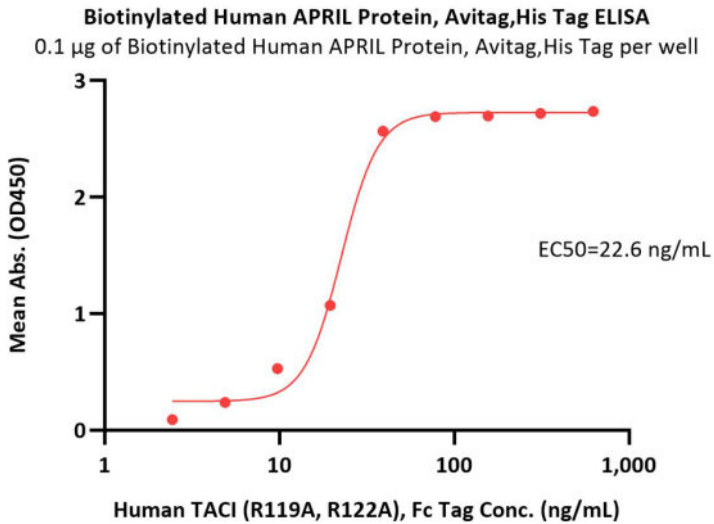


The purity of Biotinylated Human APRIL Protein, Avitag,His Tag (Cat. No. APL-H82Q8) is more than 90% and the molecular weight of this protein is around 50-80 kDa verified by SEC-MALS.
[Report](#)





Immobilized Biotinylated Human APRIL Protein, Avitag,His Tag (Cat. No. APL-H82Q8) at 1 µg/mL (100 µL/well) on streptavidin (Cat. No. STN-N5116) precoated (0.5 µg/well) plate can bind Human BCMA, Fc Tag, premium grade (Cat. No. BC7-H5254) with a linear range of 0.1-2 ng/mL (QC tested).



Immobilized Biotinylated Human APRIL Protein, Avitag,His Tag (Cat. No. APL-H82Q8) at 1 µg/mL (100 µL/well) on streptavidin (Cat. No. STN-N5116) precoated (0.5 µg/well) plate can bind Human TACI (R119A, R122A), Fc Tag (Cat. No. TAI-H5253) with a linear range of 2-39 ng/mL (Routinely tested).

Background

APRIL(a proliferation-inducing ligand) is also known as Tumor necrosis factor ligand superfamily member 13, TALL-2, TRDL-1, CD256, TNFFSF 13, cytokine that binds to TNFRSF13B/TACI and to TNFRSF17/BCMA. APRIL is a cytokine of the tumor necrosis factor family associated mainly with hematologic malignancies. The closely related TNF family ligands B cell activation factor (BAFF) and a proliferation-inducing ligand (APRIL) serve in the generation and maintenance of mature B-lymphocytes. Both BAFF and APRIL assemble as homotrimers that bind and activate several receptors that they partially share. BAFF-APRIL heteromers of different stoichiometries have distinct receptor-binding properties and activities. In addition, expression of APRIL was regulated by miR-145 in GC cells.

