

Synonym

ICOSLG,B7-H2,B7H2,B7RP-1,B7RP1,CD275,GL50,ICOS-L,ICOSL,LICOS,ICOS ligand

Source

Human B7-H2, His Tag(B72-H5221) is expressed from human 293 cells (HEK293). It contains AA Asp 19 - Ser 258 (Accession # [NP_056074](#)).
Predicted N-terminus: Asp 19

Molecular Characterization

B7-H2(Asp 19 - Ser 258)
NP_056074

Poly-his

This protein carries a polyhistidine tag at the C-terminus.
The protein has a calculated MW of 27.8 kDa. The protein migrates as 40-65 kDa when calibrated against [Star Ribbon Pre-stained Protein Marker](#) under reducing (R) condition (SDS-PAGE) due to glycosylation.

Endotoxin

Less than 1.0 EU per µg by the LAL method / rFC method.

Purity

>95% as determined by SDS-PAGE.

Formulation

Lyophilized from 0.22 µm filtered solution in PBS, pH7.4 with trehalose as protectant.
Contact us for customized product form or formulation.

Reconstitution

Please see Certificate of Analysis for specific instructions.
For best performance, we strongly recommend you to follow the reconstitution protocol provided in the CoA.

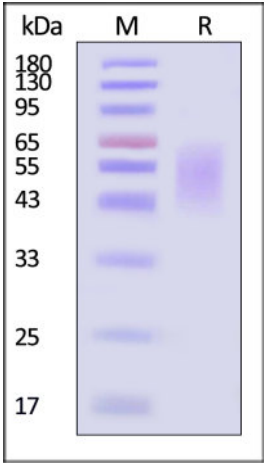
Storage

For long term storage, the product should be stored at lyophilized state at -20°C or lower.
Please avoid repeated freeze-thaw cycles.

This product is stable after storage at:

- 20°C to -70°C for 12 months in lyophilized state;
- 70°C for 3 months under sterile conditions after reconstitution.

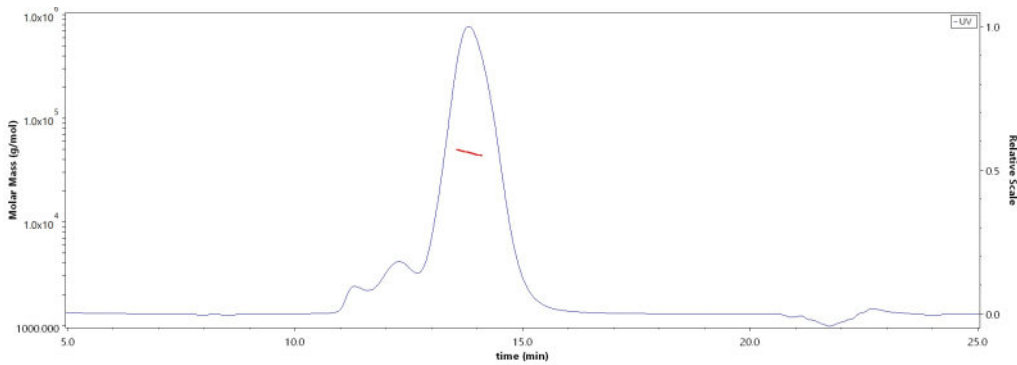
SDS-PAGE



Human B7-H2, His Tag on SDS-PAGE under reducing (R) condition. The gel was stained with Coomassie Blue. The purity of the protein is greater than 95% (With [Star Ribbon Pre-stained Protein Marker](#)).

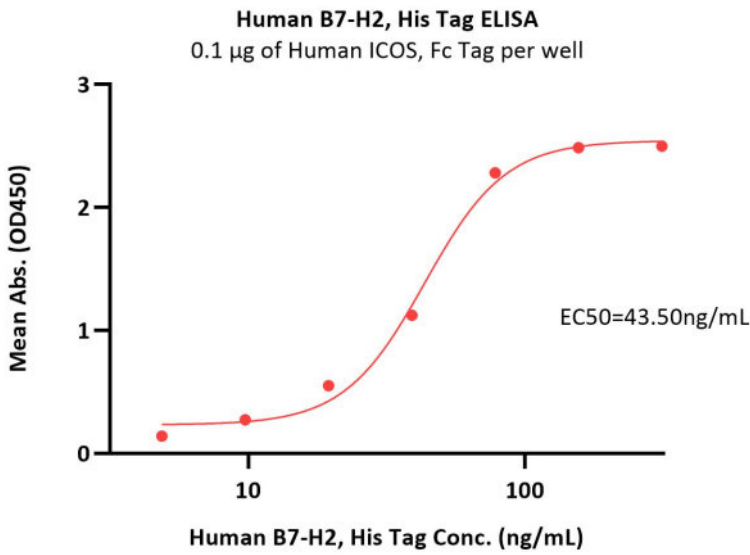
Bioactivity-ELISA

SEC-MALS



The purity of Human B7-H2, His Tag (Cat. No. B72-H5221) is more than 85% and the molecular weight of this protein is around 38-58 kDa verified by SEC-MALS.
[Report](#)





Immobilized Human ICOS, Fc Tag (Cat. No. ICS-H5258) at 1 µg/mL (100 µL/well) can bind Human B7-H2, His Tag (Cat. No. B72-H5221) with a linear range of 5-78 ng/mL (QC tested).

Background

ICOS ligand (ICOSLG) is also known as B7 homolog 2 (B7-H2), B7-related protein 1 (B7RP-1) and CD antigen CD275, which belongs to the immunoglobulin superfamily and BTN/MOG family. ICOSLG contains one Ig-like C2-type (immunoglobulin-like) domain and one Ig-like V-type (immunoglobulin-like) domain. Isoform 1 is widely expressed, while isoform 2 is detected only in lymph nodes, leukocytes and spleen. B7-H2 is ligand for the T-cell-specific cell surface receptor ICOS. B7-H2 acts as a costimulatory signal for T-cell proliferation and cytokine secretion and induces also B-cell proliferation and differentiation into plasma cells. B7-H2 could play an important role in mediating local tissue responses to inflammatory conditions, as well as in modulating the secondary immune response by co-stimulating memory T-cell function.

