

Synonym

B7-H3,CD276,B7 homolog 3

Source

Human B7-H3 Protein, Fc Tag(B73-H5253) is expressed from human 293 cells (HEK293). It contains AA Leu 29 - Pro 245 (Accession # [Q5ZPR3-2](#)).

Predicted N-terminus: Leu 29

Molecular Characterization

B7-H3(Leu 29 - Pro 245) Q5ZPR3-2	Fc(Pro 100 - Lys 330) P01857
-------------------------------------	---------------------------------

This protein carries a human IgG1 Fc tag at the C-terminus.

The protein has a calculated MW of 49.9 kDa. The protein migrates as 60-66 kDa under reducing (R) condition (SDS-PAGE) due to glycosylation.

Endotoxin

Less than 1.0 EU per µg by the LAL method / rFC method.

Purity

>95% as determined by SDS-PAGE.

Formulation

Lyophilized from 0.22 µm filtered solution in PBS, pH7.4 with trehalose as protectant.

Contact us for customized product form or formulation.

Reconstitution

Please see Certificate of Analysis for specific instructions.

For best performance, we strongly recommend you to follow the reconstitution protocol provided in the CoA.

Storage


For long term storage, the product should be stored at lyophilized state at -20°C or lower.

Please avoid repeated freeze-thaw cycles.

This product is stable after storage at:

- 20°C to -70°C for 12 months in lyophilized state;
- 70°C for 3 months under sterile conditions after reconstitution.

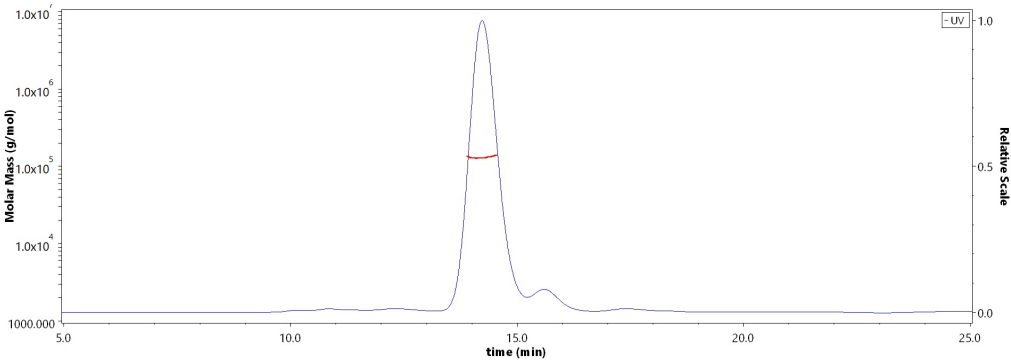
SDS-PAGE



Human B7-H3 Protein, Fc Tag on SDS-PAGE under reducing (R) condition. The gel was stained with Coomassie Blue. The purity of the protein is greater than 95%.

Bioactivity-ELISA

SEC-MALS



The purity of Human B7-H3 Protein, Fc Tag (Cat. No. B73-H5253) is more than 85% and the molecular weight of this protein is around 105-128 kDa verified by SEC-MALS.

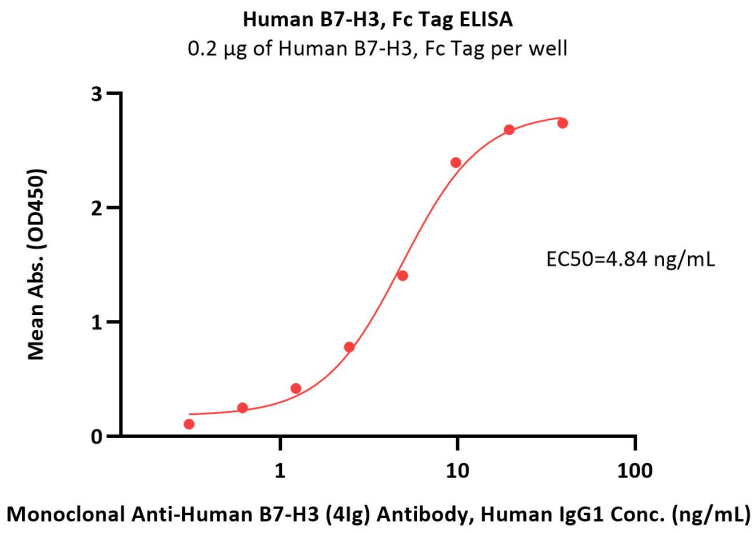
[Report](#)

Discounts, Gifts,
and more!



Human B7-H3 / CD276 Protein, Fc Tag (MALS verified)

Catalog # B73-H5253



Immobilized Human B7-H3 Protein, Fc Tag (Cat. No. B73-H5253) at 2 µg/mL (100 µL/well) can bind Monoclonal Anti-Human B7-H3 / B7-H3 (4Ig) Antibody, Human IgG1 with a linear range of 0.3-5 ng/mL (QC tested).

Background

B7 homolog 3 (B7-H3), a member of the immunoglobulin superfamily, is also known CD276, which contains two Ig-like C2-type (immunoglobulin-like) domains and two Ig-like V-type (immunoglobulin-like) domains. B7-H3 may participate in the regulation of T-cell-mediated immune response. B7-H3 also plays a protective role in tumor cells by inhibiting natural-killer mediated cell lysis as well as a role of marker for detection of neuroblastoma cells. Furthermore, B7-H3 is involved in the development of acute and chronic transplant rejection and in the regulation of lymphocytic activity at mucosal surfaces. It could also play a key role in providing the placenta and fetus with a suitable immunological environment throughout pregnancy.

