

Mouse B7-H3 (2Ig) / CD276 Protein, His Tag (MALS verified)

Catalog # B73-M52H4



Synonym

B7-H3,CD276,B7 homolog 3

Source

Mouse B7-H3 (2Ig) Protein, His Tag(B73-M52H4) is expressed from human 293 cells (HEK293). It contains AA Val 29 - Phe 244 (Accession # [NP_598744](#)).
Predicted N-terminus: Val 29

Molecular Characterization

B7-H3 (2Ig)(Val 29 - Phe 244)
NP_598744

Poly-his

This protein carries a polyhistidine tag at the C-terminus.
The protein has a calculated MW of 25.4 kDa. The protein migrates as 35-45 kDa under reducing (R) condition (SDS-PAGE) due to glycosylation.

Endotoxin

Less than 1.0 EU per µg by the LAL method / rFC method.

Purity

>95% as determined by SDS-PAGE.
>95% as determined by SEC-MALS.

Formulation

Lyophilized from 0.22 µm filtered solution in PBS, pH7.4 with trehalose as protectant.
Contact us for customized product form or formulation.

Reconstitution

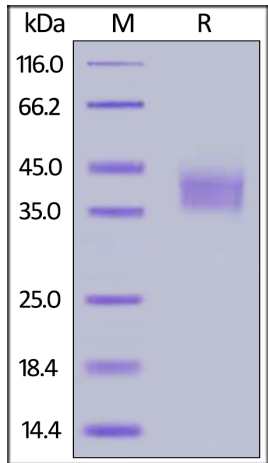
Please see Certificate of Analysis for specific instructions.
For best performance, we strongly recommend you to follow the reconstitution protocol provided in the CoA.

Storage

For long term storage, the product should be stored at lyophilized state at -20°C or lower.
Please avoid repeated freeze-thaw cycles.
This product is stable after storage at:

- 20°C to -70°C for 12 months in lyophilized state;
- 70°C for 3 months under sterile conditions after reconstitution.

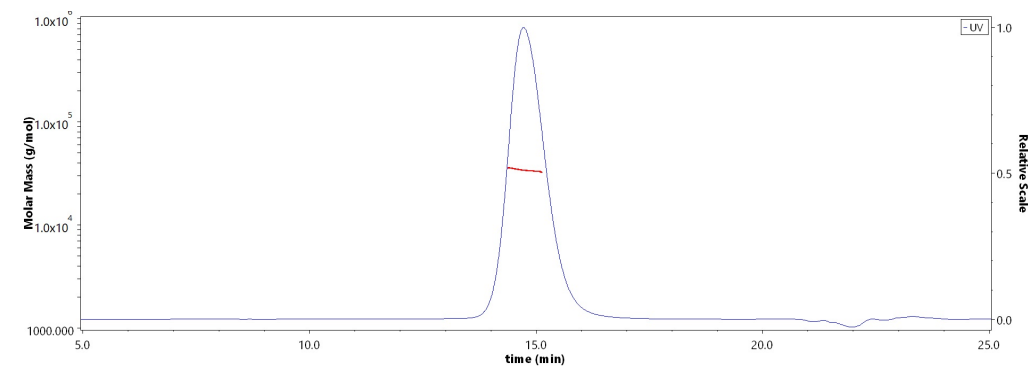
SDS-PAGE



Mouse B7-H3 (2Ig) Protein, His Tag on SDS-PAGE under reducing (R) condition. The gel was stained with Coomassie Blue. The purity of the protein is greater than 95%.

Bioactivity-ELISA

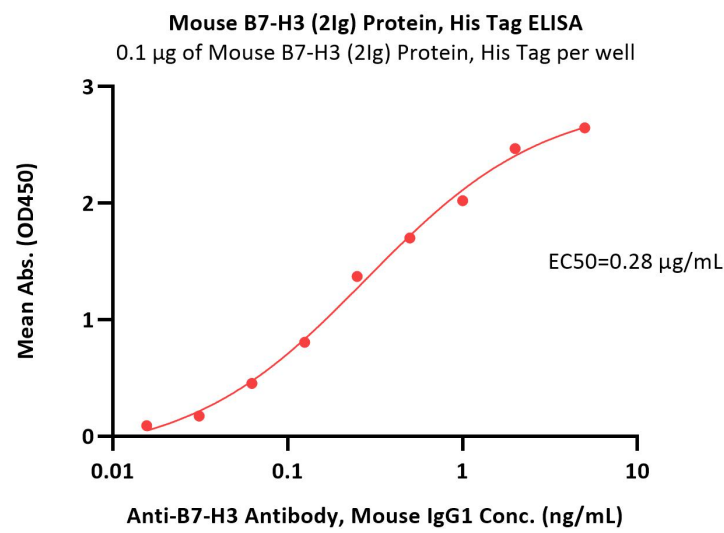
SEC-MALS



The purity of Mouse B7-H3 (2Ig) Protein, His Tag (Cat. No. B73-M52H4) is more than 95% and the molecular weight of this protein is around 30-40 kDa verified by SEC-MALS.
[Report](#)

Discounts, Gifts,
and more!





Immobilized Mouse B7-H3 (2Ig) Protein, His Tag (Cat. No. B73-M52H4) at 1 µg/mL (100 µL/well) can bind Anti-B7-H3 Antibody, Mouse IgG1 with a linear range of 0.01-0.5 µg/mL (QC tested).

Background

B7 homolog 3 (B7-H3), a member of the immunoglobulin superfamily, is also known CD276, which contains two Ig-like C2-type (immunoglobulin-like) domains and two Ig-like V-type (immunoglobulin-like) domains. B7-H3 may participate in the regulation of T-cell-mediated immune response. B7-H3 also plays a protective role in tumor cells by inhibiting natural-killer mediated cell lysis as well as a role of marker for detection of neuroblastoma cells. Furthermore, B7-H3 is involved in the development of acute and chronic transplant rejection and in the regulation of lymphocytic activity at mucosal surfaces. It could also play a key role in providing the placenta and fetus with a suitable immunological environment throughout pregnancy.

Discounts, Gifts,
and more!

