

Cynomolgus Carbonic Anhydrase IX Protein, His Tag (MALS verified)

Catalog # CA9-C52H3



Synonym

CAIX,CA9,CA-IX,G250,MN,P54,58N,pMW1

Source

Cynomolgus Carbonic Anhydrase IX Protein, His Tag(CA9-C52H3) is expressed from human 293 cells (HEK293). It contains AA Gln 38 - Leu 398 (Accession # [A0A2K5VQG9-1](#)).
Predicted N-terminus: Gln 38

Molecular Characterization

CA9(Gln 38 - Leu 398)
A0A2K5VQG9-1

Poly-his

This protein carries a polyhistidine tag at the C-terminus.
The protein has a calculated MW of 41.5 kDa. The protein migrates as 49-53 kDa under reducing (R) condition (SDS-PAGE) due to glycosylation.

Endotoxin

Less than 1.0 EU per µg by the LAL method / rFC method.

Purity

>95% as determined by SDS-PAGE.
>90% as determined by SEC-MALS.

Formulation

Lyophilized from 0.22 µm filtered solution in 25 mM MES, 100 mM NaCl, pH6.5 with trehalose as protectant.
Contact us for customized product form or formulation.

Reconstitution


Please see Certificate of Analysis for specific instructions.
For best performance, we strongly recommend you to follow the reconstitution protocol provided in the CoA.

Storage

For long term storage, the product should be stored at lyophilized state at -20°C or lower.
Please avoid repeated freeze-thaw cycles.
This product is stable after storage at:

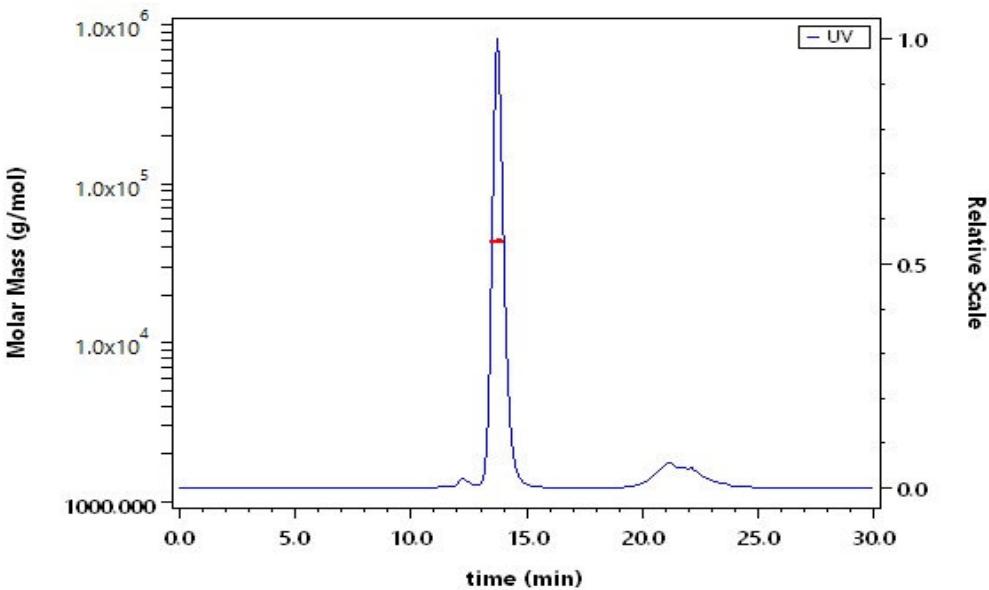
- 20°C to -70°C for 12 months in lyophilized state;
- 70°C for 3 months under sterile conditions after reconstitution.

SDS-PAGE



Cynomolgus Carbonic Anhydrase IX Protein, His Tag on SDS-PAGE under reducing (R) condition. The gel was stained with Coomassie Blue. The purity of the protein is greater than 95%.

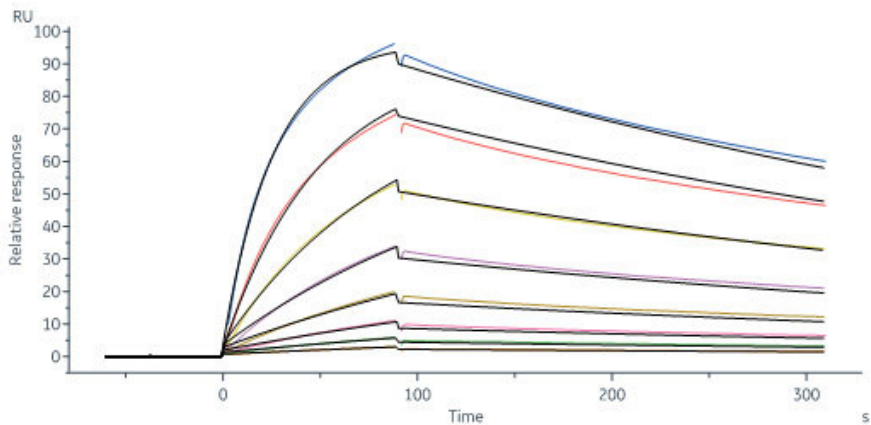
SEC-MALS



The purity of Cynomolgus Carbonic Anhydrase IX Protein, His Tag (Cat. No. CA9-C52H3) is more than 90% and the molecular weight of this protein is around 38-48 kDa verified by SEC-MALS.
[Report](#)

Bioactivity-SPR





Anti-Carbonic Anhydrase IX Antibody captured on Protein A Chip can bind Cynomolgus Carbonic Anhydrase IX Protein, His Tag (Cat. No. CA9-C52H3) with an affinity constant of 27.6 nM as determined in a SPR assay (Biacore 8K) (Routinely tested).

Bioactivity

The specific activity is >55 pmol/min/μg, as measured with 4-Nitrophenyl acetate (QC tested). One unit is defined as the amount of enzyme that hydrolyze 1.0 pmol of 4-Nitrophenyl acetate to 4-Nitrophenol per minute at pH7.5 at room temperature.

Background

Carbonic anhydrases (CAs) are a large family of zinc metalloenzymes. CAs form a family of enzymes that catalyze the rapid interconversion of carbon dioxide and water to bicarbonate and protons (or vice versa), a reversible reaction that occurs rather slowly in the absence of a catalyst. One of the functions of the enzyme in animals is to interconvert carbon dioxide and bicarbonate to maintain acid-base balance in blood and other tissues, and to help transport carbon dioxide out of tissues. The active site of most carbonic anhydrases contains a zinc ion. There are at least five distinct CA families (α , β , γ , δ and ϵ). Carbonic anhydrase 9 (CA9 / CAIX) is also known as Membrane antigen MN (MN), Renal cell carcinoma-associated antigen G250, which belongs to the alpha-carbonic anhydrase family. CA9 / CAIX with an optimal activity at pH 6.49. Reversible hydration of carbon dioxide. CA IX participates in pH regulation. CA9 may be involved in the control of cell proliferation and transformation. CA-IX appears to be a novel specific biomarker for a cervical neoplasia.

