

Human CCR4 Full Length Protein (VLP)

Catalog # CC4-H52P3



Synonym

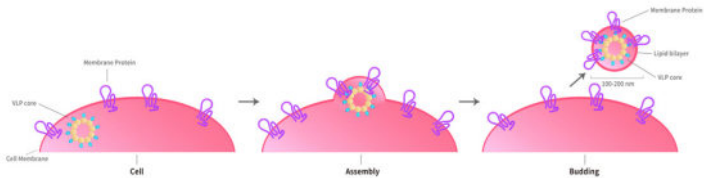
CKR4, K5-5,CD194,CMKBR4,ChemR13,CC-CKR-4,HGCN:14099

Source

Human CCR4 Full Length Protein (VLP)(CC4-H52P3) is expressed from human 293 cells (HEK293). It contains AA Met 1 - Leu 360 (Accession # [P51679-1](#)). Predicted N-terminus: Met 1

Molecular Characterization

Virus-like particles(VLPs) are formed by self-assembly of capsid proteins from viruses. Membrane Proteins can be constituted in-situ with VLPs produced from HEK293 cell cultures. These VLPs concentrate conformationally intact membrane proteins directly on the cell surface and produce soluble, high-concentration proteins perfect for immunization and antibody screening.



The VLPs provide the display of properly folded membrane proteins in their native cellular membrane in a compact size of 100~300 nm diameter (similar to the size of most viruses) making it optimal targets for dendritic cells in vivo and surface attachment for phage display.

*The isotype control of empty/mock VLP (Cat. No. [VLP-N5213](#)) is sold separately and not included in protein, you can follow [this link](#) for product information.

Purity

>95% as determined by SEC-HPLC.

Formulation

The VLPs are highly immunogenic, so the immunization strategy should be optimized (antigen dose, regimen and adjuvant).

Supplied as 0.2 μ m filtered solution in PBS, Arginine, pH7.4 with trehalose as protectant.

Contact us for customized product form or formulation.

Shipping

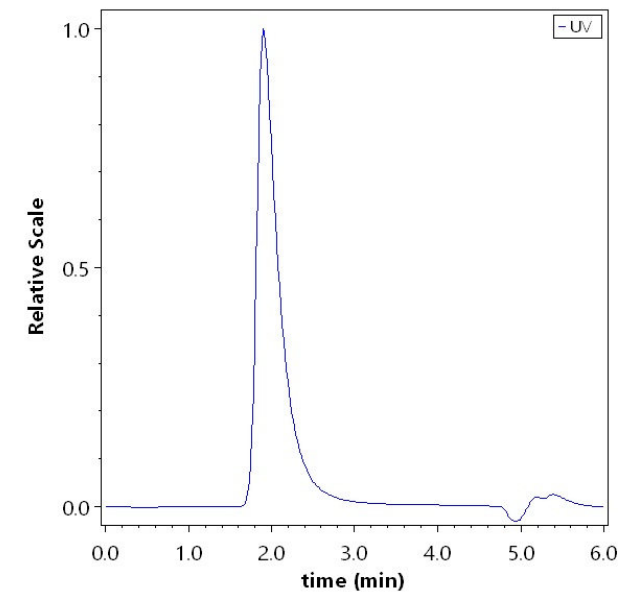
This product is supplied and shipped with dry ice, please inquire the shipping cost.

Storage

Please avoid repeated freeze-thaw cycles.

- This product is stable after storage at:
- The product MUST be stored at -70°C or lower upon receipt;
 - -70°C for 12 months under sterile conditions.

SEC-HPLC



The purity of Human CCR4 Full Length Protein (VLP) (Cat. No. CC4-H52P3) was greater than 95% as determined by SEC-HPLC.

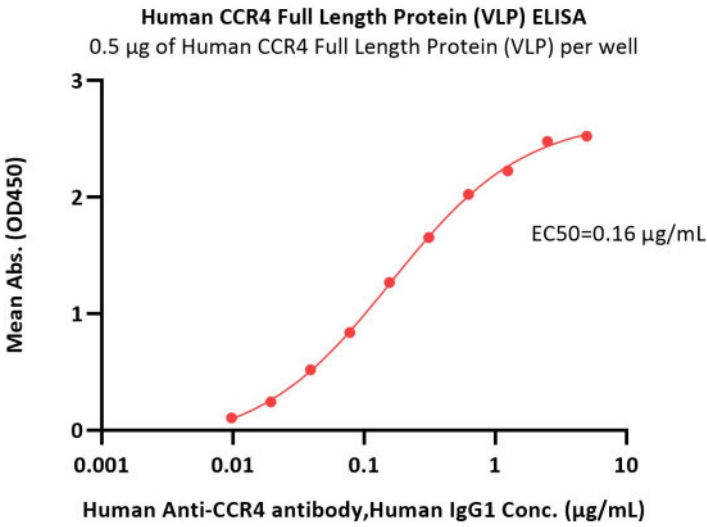
Bioactivity-ELISA

Discounts, Gifts,
and more!



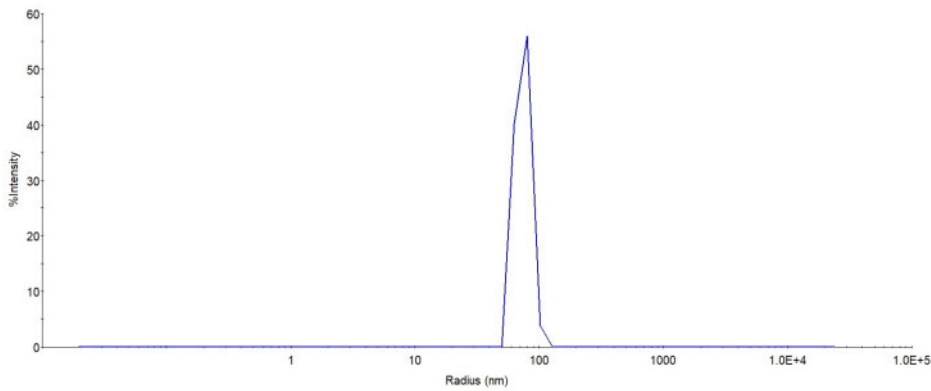
Human CCR4 Full Length Protein (VLP)

Catalog # CC4-H52P3



Immobilized Human CCR4 Full Length Protein (VLP) (Cat. No. CC4-H52P3) at 5 µg/mL (100 µL/well) can bind Human Anti-CCR4 antibody, Human IgG1 with a linear range of 0.01-0.625 µg/mL (QC tested).

Identity-DLS



The mean peak Radius of VLP is 50-80 nm with more than 95% intensity as determined by dynamic light scattering (DLS).

Background

C-C chemokine receptor type 4 is a receptor for the following CC chemokines: CCL2, CCL4, CCL5, CCL17, CCL22, belongs to the G protein-coupled receptor family. Chemokines are a group of small polypeptide, structurally related molecules that regulate cell trafficking of various types of leukocytes. The chemokines also play fundamental roles in the development, homeostasis, and function of the immune system, and they have effects on cells of the central nervous system as well as on endothelial cells involved in angiogenesis or angiostasis. CCR4 is often expressed on leukemic cells in cutaneous T-cell lymphoma (CTCL). Mogamulizumab is a humanized monoclonal antibody targeted at CCR4 and is an investigational drug for CTCL.

