



Synonym

CC chemokine receptor 8, CD198, ChemR1, CKRL1, CKR-L1, CKRL1, CY6, GPRCL1, GPRCY6, GPR-CY6, TER-1

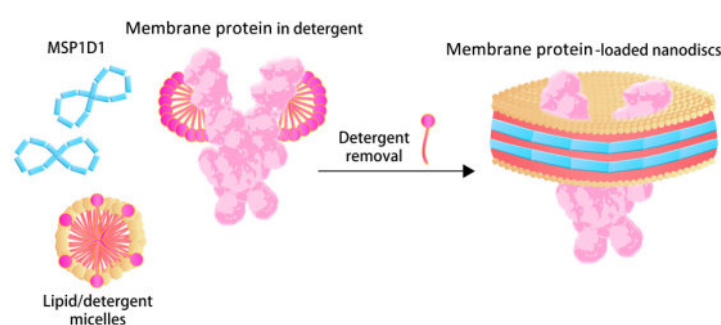
Source

Human CCR8 Protein, Flag,His Tag&Twin-Strep Tag (CC8-H52D6) is expressed from human 293 cells (HEK293). It is a membrane protein, contains complete wild type 7-transmembrane domains (TMD) and extracellular domain (ECD).

Molecular Characterization

This protein carries a Flag tag at the N-terminus, and a polyhistidine tag at the C-terminus, followed by a twin strep tag. The protein has a calculated MW of 62.0 kDa.

Nanodiscs are a new class of model membranes that are being used to solubilize and study a range of integral membrane proteins and membrane-associated proteins. The Nanodisc bilayer is bounded by an amphipathic scaffold coat that confers enhanced stability and a narrow particle size distribution.



The nanodisc assembles from a mixture of full length membrane protein in detergent, phospholipid micelles and membrane scaffold protein upon removal of the detergent.

Endotoxin

Less than 1.0 EU per µg by the LAL method / rFC method.

*The isotype control of empty/mock nanodisc (Cat. No. [APO-H51H3](#)) is sold separately and not included in protein, you can follow [this link](#) for product information.

Purity

>90% as determined by SDS-PAGE.

Formulation

Supplied as 0.2 µm filtered solution in 20 mM HEPES, 150 mM NaCl, pH7.5 with trehalose as protectant.

Contact us for customized product form or formulation.

Shipping

This product is supplied and shipped with dry ice, please inquire the shipping cost.

Storage

Please avoid repeated freeze-thaw cycles.

This product is stable after storage at:

- The product MUST be stored at -70°C or lower upon receipt;
- -70°C for 3 months under sterile conditions.

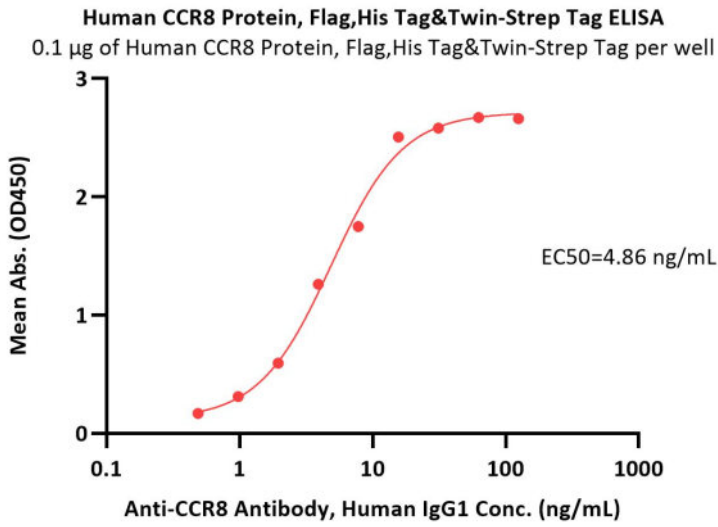
Bioactivity-ELISA

Discounts, Gifts,
and more!

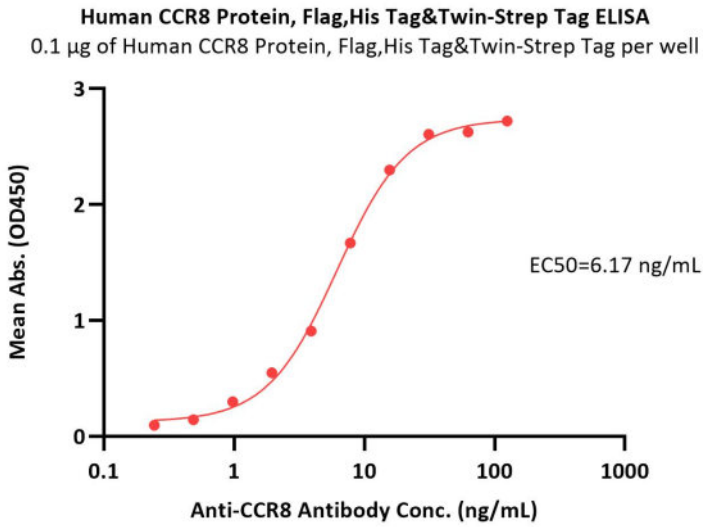


Human CCR8 Protein, Flag,His Tag&Twin-Strep Tag (Nanodisc)

Catalog # CC8-H52D7



Immobilized Human CCR8 Protein, Flag,His Tag&Twin-Strep Tag (Cat. No. CC8-H52D7) at 1 µg/mL (100 µL/well) can bind Anti-CCR8 Antibody, Human IgG1 with a linear range of 0.5-16 ng/mL (QC tested).



Immobilized Human CCR8 Protein, Flag,His Tag&Twin-Strep Tag (Cat. No. CC8-H52D7) at 1 µg/mL (100 µL/well) can bind Anti-CCR8 Antibody with a linear range of 0.2-16 ng/mL (Routinely tested).

Background

This entry represents CC chemokine receptor 8 (CCR8), which it is expressed predominantly in lymphoid tissues and has also been found in glomerular podocytes and human umbilical vein endothelial cells (HUVECs). CCR8 is associated with Th2 lymphocytes, which are critical for allergy, and has a role in lymphocyte activation, migration, proliferation and differentiation and in allergic diseases. CCR8 binds to CCL1 (also known as I-309) and to CCL16 (also known as liver expressed chemokine). It also exhibits a high affinity for three chemokines of viral origin: vMIP-I, vMIP-II and vMCC-I.

