

Synonym

CD27,TNFRSF7,S152,T14,Tp55

Source

Human CD27, His Tag(CD7-H522b) is expressed from human 293 cells (HEK293). It contains AA Thr 21 - Ile 192 (Accession # [P26842-1](#)).
Predicted N-terminus: Thr 21

Molecular Characterization

CD27(Thr 21 - Ile 192)
P26842-1

Poly-his

This protein carries a polyhistidine tag at the C-terminus.
The protein has a calculated MW of 21.1 kDa. The protein migrates as 35-47 kDa under reducing (R) condition (SDS-PAGE) due to glycosylation.

Endotoxin

Less than 1.0 EU per µg by the LAL method / rFC method.

Purity

>90% as determined by SDS-PAGE.

Formulation

Lyophilized from 0.22 µm filtered solution in PBS, pH7.4 with trehalose as protectant.

Contact us for customized product form or formulation.

Reconstitution

Please see Certificate of Analysis for specific instructions.
For best performance, we strongly recommend you to follow the reconstitution protocol provided in the CoA.

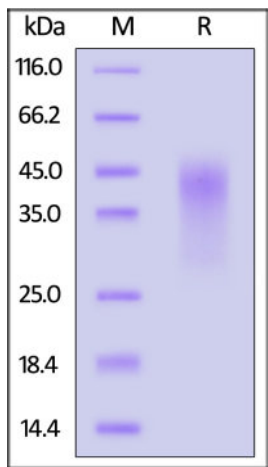
Storage

For long term storage, the product should be stored at lyophilized state at -20°C or lower.

Please avoid repeated freeze-thaw cycles.

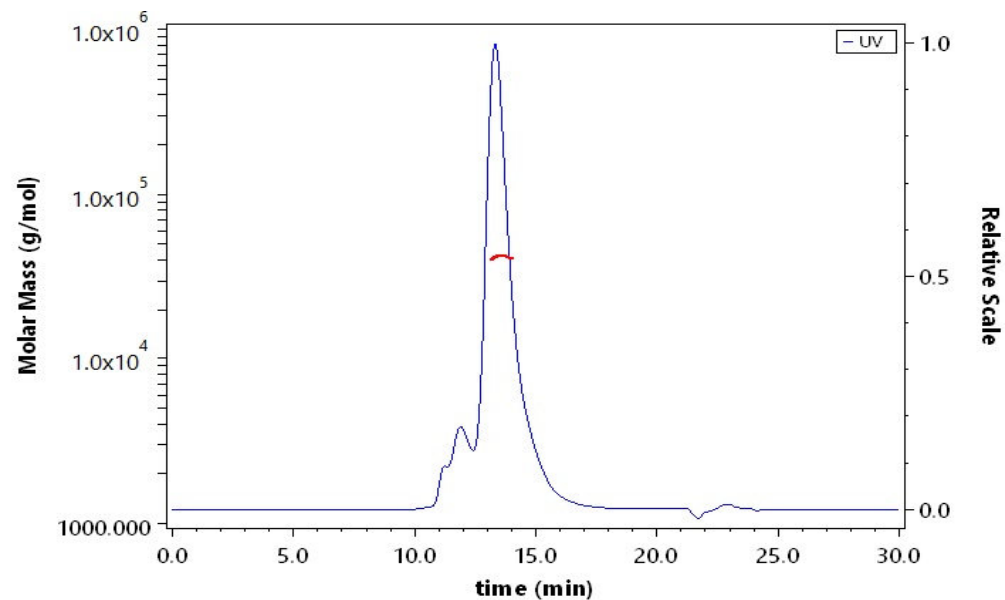
- This product is stable after storage at:
- 20°C to -70°C for 12 months in lyophilized state;
 - 70°C for 3 months under sterile conditions after reconstitution.

SDS-PAGE



Human CD27, His Tag on SDS-PAGE under reducing (R) condition. The gel was stained with Coomassie Blue. The purity of the protein is greater than 90%.

SEC-MALS



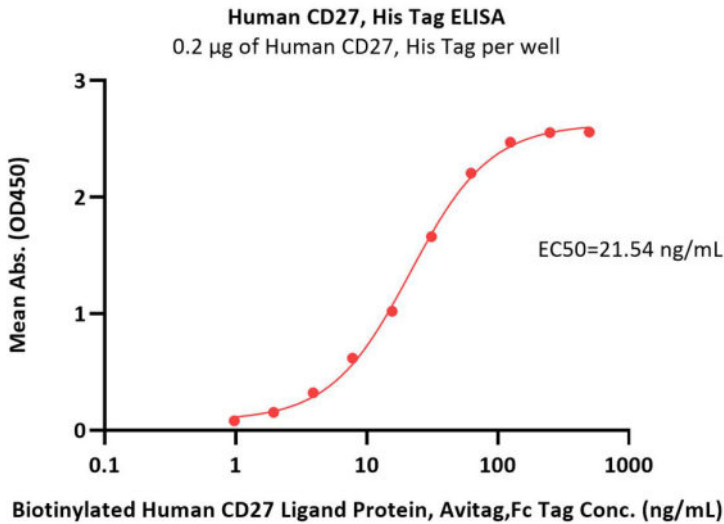
The purity of Human CD27, His Tag (Cat. No. CD7-H522b) is more than 85% and the molecular weight of this protein is around 32-47 kDa verified by SEC-MALS.

[Report](#)

Bioactivity-ELISA

Discounts, Gifts,
and more!





Immobilized Human CD27, His Tag (Cat. No. CD7-H522b) at 2 µg/mL (100 µL/well) can bind Biotinylated Human CD27 Ligand Protein, Avitag,Fc Tag with a linear range of 1-31 ng/mL (QC tested).

Background

CD Antigen CD27 is also known as Tumor necrosis factor receptor superfamily member 7 (TNFRSF7), which belongs to TNF-receptor superfamily. CD27 / TNFRSF7 is found in most T-lymphocytes. CD27 / TNFRSF7 is required for generation and long-term maintenance of T cell immunity. It binds to ligand CD70, and plays a key role in regulating B-cell activation and immunoglobulin synthesis. This receptor transduces signals that lead to the activation of NF-κB and MAPK8/JNK. CD27 has been shown to interact with SIVA1, TRAF2 and TRAF3.

