

Biotinylated Human CD8 alpha&beta (CD8A&CD8B) Heterodimer Protein, His,Avitag™&Tag Free (MALS verified)

Catalog # CDA-H82W7



Synonym

CD8 alpha & beta,CD8A & CD8B

Source

Biotinylated Human CD8A&CD8B Heterodimer Protein, His,Avitag&Tag Free(CDA-H82W7) is expressed from human 293 cells (HEK293). It contains AA Ser 22 - Asp 182 & Leu 22 - Pro 170 (Accession # [P01732](#) & [P10966-1](#)). Predicted N-terminus: Ser 22 & Leu 22

Molecular Characterization

CD8A (Ser 22 - Asp 182) P01732-1	Acidic Tail	Poly-his	Avi
CD8B (Leu 22 - Pro 170) P10966-1	Basic Tail		

The protein has a calculated MW of 26.0 kDa & 22.1 kDa. The protein migrates as 33 kDa and 35 kDa when calibrated against [Star Ribbon Pre-stained Protein Marker](#) under reducing (R) condition (SDS-PAGE) due to glycosylation.

Labeling

Biotinylation of this product is performed using Avitag™ technology. Briefly, the single lysine residue in the Avitag is enzymatically labeled with biotin.

Protein Ratio

Passed as determined by the HABA assay / binding ELISA.

Endotoxin

Less than 0.1 EU per µg by the LAL method / rFC method.

Purity

>90% as determined by SDS-PAGE.

>90% as determined by SEC-MALS.

Formulation

Lyophilized from 0.22 µm filtered solution in PBS, pH7.4 with trehalose as protectant.

Contact us for customized product form or formulation.

Reconstitution

Please see Certificate of Analysis for specific instructions.

For best performance, we strongly recommend you to follow the reconstitution protocol provided in the CoA.

Storage

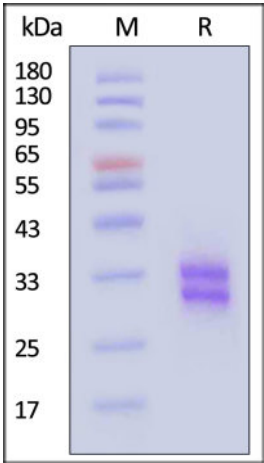
For long term storage, the product should be stored at lyophilized state at -20°C or lower.

Please avoid repeated freeze-thaw cycles.

This product is stable after storage at:

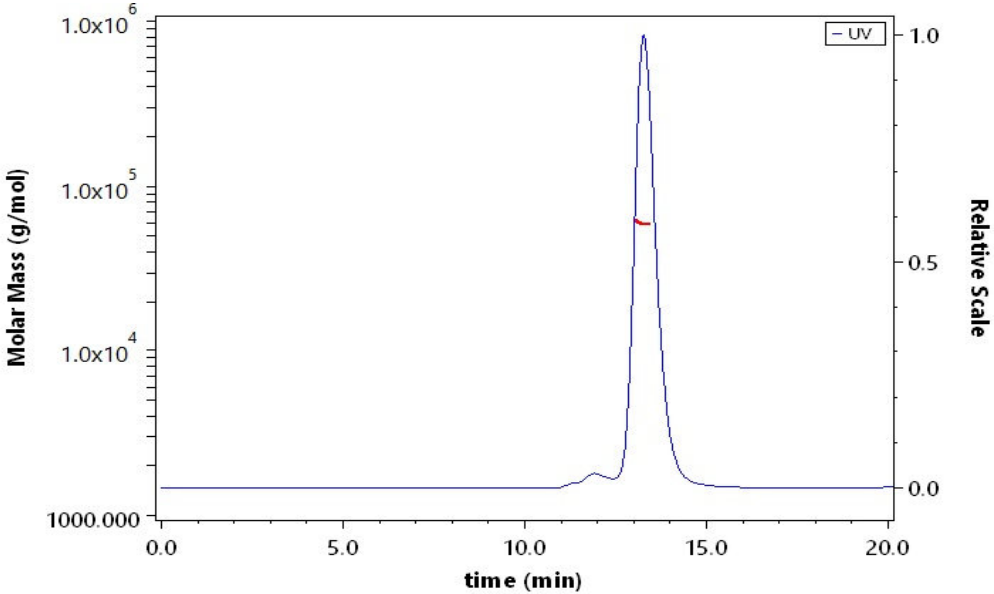
- 20°C to -70°C for 12 months in lyophilized state;
- 70°C for 3 months under sterile conditions after reconstitution.

SDS-PAGE



Biotinylated Human CD8A&CD8B Heterodimer Protein, His,Avitag&Tag Free on SDS-PAGE under reducing (R) condition. The gel was stained with Coomassie Blue. The purity of the protein is greater than 90% (With [Star Ribbon Pre-stained Protein Marker](#)).

SEC-MALS



The purity of Biotinylated Human CD8A&CD8B Heterodimer Protein, His,Avitag&Tag Free (Cat. No. CDA-H82W7) is more than 90% and the molecular weight of this protein is around 50-65 kDa verified by SEC-MALS. [Report](#)

Discounts, Gifts,
and more!



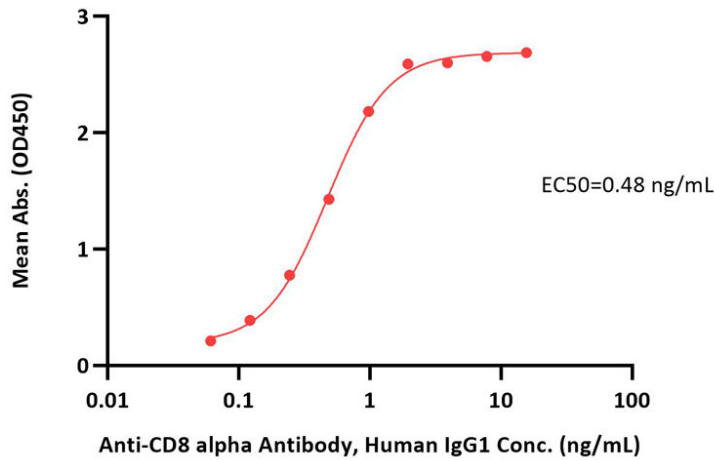
Biotinylated Human CD8 alpha&beta (CD8A&CD8B) Heterodimer Protein, His,Avitag™&Tag Free (MALS verified)

Catalog # CDA-H82W7



Bioactivity-ELISA

Biotinylated Human CD8A&CD8B Heterodimer Protein, His,Avitag&Tag Free ELISA
0.1 µg of Biotinylated Human CD8A&CD8B Heterodimer Protein, His,Avitag&Tag Free per well



Immobilized Biotinylated Human CD8A&CD8B Heterodimer Protein, His,Avitag&Tag Free (Cat. No. CDA-H82W7) at 1 µg/mL (100 µL/well) on streptavidin (Cat. No. STN-N5116) precoated (0.5 µg/well) plate can bind Anti-CD8 alpha Antibody, Human IgG1 with a linear range of 0.1-1 ng/mL (QC tested).

Background

Integral membrane glycoprotein that plays an essential role in the immune response and serves multiple functions in responses against both external and internal offenses. CD8A forms disulfide-linked heterodimers with CD8B at the cell surface. CD8A homodimer molecules also promote the survival and differentiation of activated lymphocytes into memory CD8 T-cells. Additionally, CD8B plays a critical role in thymic selection of CD8+ T-cells. A palmitoylation site in the cytoplasmic tail of CD8B chain contributes to partitioning of CD8 into the plasma membrane lipid rafts where signaling proteins are enriched.

Discounts, Gifts,
and more!

