

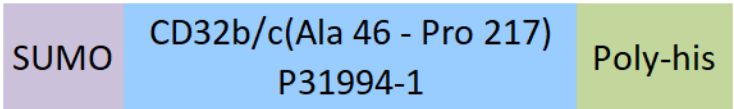
Synonym

FCGR2B,C,CD32b,c,FcRII-b,c,Fc-gamma RII-b,c,Fc-gamma-RIIb,c,CD32,FCG2,IGFR2,CDw32

Source

Human CD32b/c, SUMO,His Tag (CDB-H5298) is expressed from human 293 cells (HEK293). It contains AA Ala 46 - Pro 217 (Accession # [P31994-1](#)). In the region Ala 46 - Pro 217, the AA sequence of Fc gamma RIIB and Fc gamma RIIC are homologus.
Predicted N-terminus: Gly

Molecular Characterization



This protein carries a SUMO tag at the N-terminus and a polyhistidine tag at the C-terminus.
The protein has a calculated MW of 32.0 kDa. The protein migrates as 40-45 kDa under reducing (R) condition (SDS-PAGE) due to glycosylation.

Endotoxin

Less than 1.0 EU per µg by the LAL method / rFC method.

Purity

>95% as determined by SDS-PAGE.
>95% as determined by SEC-MALS.

Formulation

Lyophilized from 0.22 µm filtered solution in PBS, pH7.4 with trehalose as protectant.
Contact us for customized product form or formulation.

Reconstitution


Please see Certificate of Analysis for specific instructions.
For best performance, we strongly recommend you to follow the reconstitution protocol provided in the CoA.

Storage

For long term storage, the product should be stored at lyophilized state at -20°C or lower.
Please avoid repeated freeze-thaw cycles.
This product is stable after storage at:

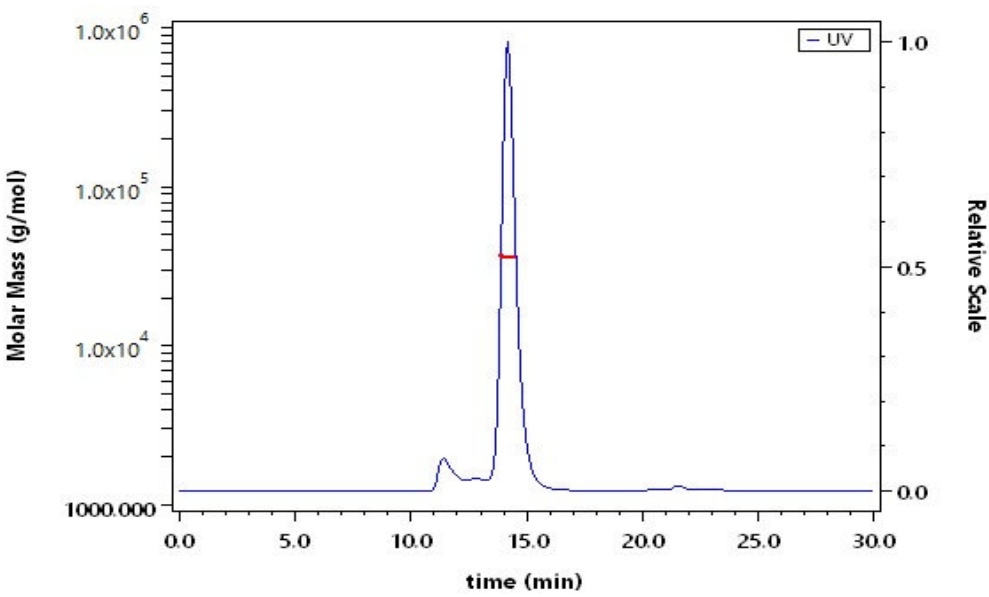
- 20°C to -70°C for 12 months in lyophilized state;
- 70°C for 12 months under sterile conditions after reconstitution.

SDS-PAGE



Human CD32b/c, SUMO,His Tag on SDS-PAGE under reducing (R) condition. The gel was stained with Coomassie Blue. The purity of the protein is greater than 95%.

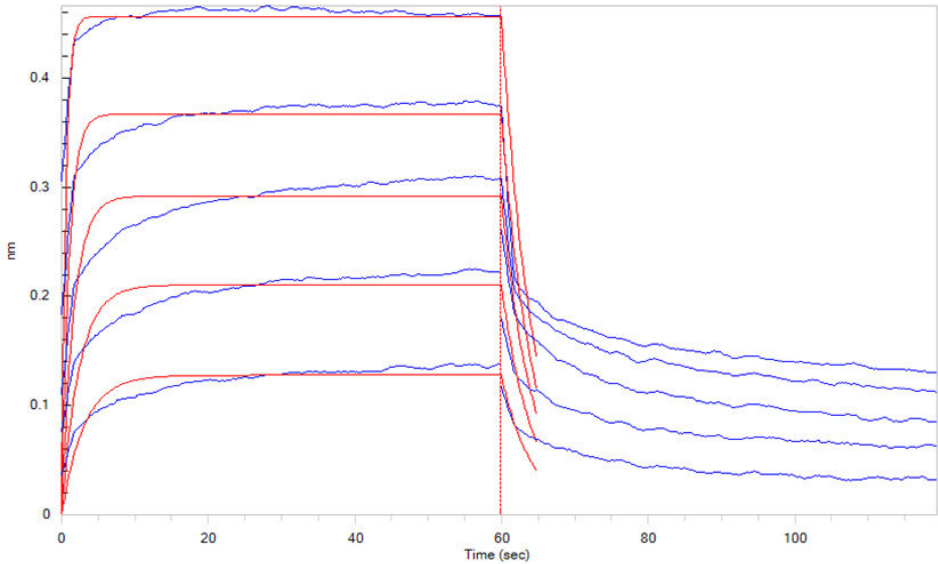
SEC-MALS



The purity of Human CD32b/c, SUMO,His Tag (Cat. No. CDB-H5298) is more than 95% and the molecular weight of this protein is around 30-40 kDa verified by SEC-MALS.
[Report](#)

Bioactivity-BLI





Loaded Human CD32b/c, SUMO,His Tag (Cat. No. CDB-H5298) on HIS1K Biosensor, can bind Rituximab biosimilar(Cat. No. CD0-M36) with an affinity constant of 1.0 μ M as determined in BLI assay (ForteBio Octet Red96e) (QC tested).

Background

Receptors for the Fc region of IgG (Fc γ R) are members of the Ig superfamily that function in the activation or inhibition of immune responses. Three classes of human Fc γ Rs: RI (CD64), RII (CD32), and RIII (CD16), which generate multiple isoforms, are recognized. There are three genes for human Fc γ RII /CD32 (A, B, and C) and one for mouse Fc γ RII B (CD32B). CD32 is a low affinity receptor for IgG. Low affinity immunoglobulin gamma Fc region receptor II-b (FCGR2B) is also known as CD32b, FCG2, IGFR2. CD32B is expressed on B cells and myeloid dendritic cells. Ligation of CD32B on B cells downregulates antibody production and may, in some circumstances, promote apoptosis. Co-ligation of CD32B on dendritic cells inhibits maturation and blocks cell activation. CD32B may also be a target for monoclonal antibody therapy for malignancies.

