

Biotinylated Mouse CD3 epsilon&CD3 delta Heterodimer Protein, His,Avitag™&Tag Free (MALS verified)

Catalog # CDD-M82W5



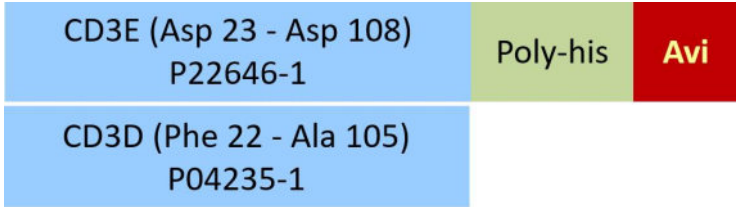
Synonym

CD3E & CD3D,CD3 delta & CD3 epsilon

Source

MABSol® Biotinylated Mouse CD3E&CD3D Heterodimer Protein, His,Avitag&Tag Free (CDD-M82W5) is expressed from human HEK293 cells. It contains AA Asp 23 - Asp 108 (CD3E) & Phe 22 - Ala 105 (CD3D) (Accession # [P22646-1](#) (CD3E) & P04235-1 (CD3D)). It is the biotinylated form of Mouse CD3 epsilon & CD3 delta Protein.
Predicted N-terminus: Asp 23 (CD3E) & Phe 22 (CD3D)

Molecular Characterization



Biotinylated Mouse CD3E&CD3D Heterodimer Protein, His,Avitag&Tag Free is produced by co-expression of CD3E and CD3D, has a calculated MW of 17.3 kDa (CD3E) and 13.3 kDa (CD3D). Subunit CD3E is fused with a polyhistidine tag and followed by an Avi tag (Avitag™) and subunit CD3D contains no tag at the C-terminus. The reducing (R) heterodimer protein migrates as 20-22 kDa due to glycosylation.

Labeling

Biotinylation of this product is performed using Avitag™ technology. Briefly, the single lysine residue in the Avitag is enzymatically labeled with biotin.

Protein Ratio

Passed as determined by the HABA assay / binding ELISA.

Purity

>90% as determined by SDS-PAGE.

Formulation

Lyophilized from 0.22 µm filtered solution in PBS, pH7.4 with trehalose as protectant.

Contact us for customized product form or formulation.

Reconstitution

Please see Certificate of Analysis for specific instructions.

For best performance, we strongly recommend you to follow the reconstitution protocol provided in the CoA.

Storage


For long term storage, the product should be stored at lyophilized state at -20°C or lower.

Please avoid repeated freeze-thaw cycles.

This product is stable after storage at:

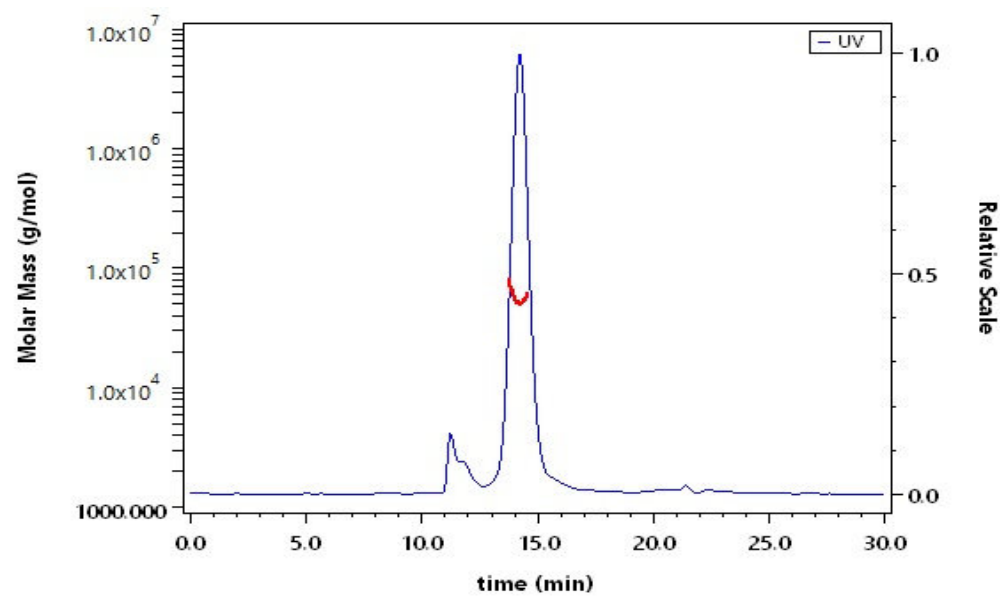
- 20°C to -70°C for 12 months in lyophilized state;
- 70°C for 3 months under sterile conditions after reconstitution.

SDS-PAGE



Biotinylated Mouse CD3E&CD3D Heterodimer Protein, His,Avitag&Tag Free on SDS-PAGE under reducing (R) condition. The gel was stained with Coomassie Blue. The purity of the protein is greater than 90%.

SEC-MALS



The purity of Biotinylated Mouse CD3E&CD3D Heterodimer Protein, His,Avitag&Tag Free (Cat. No. CDD-M82W5) is more than 85% and the



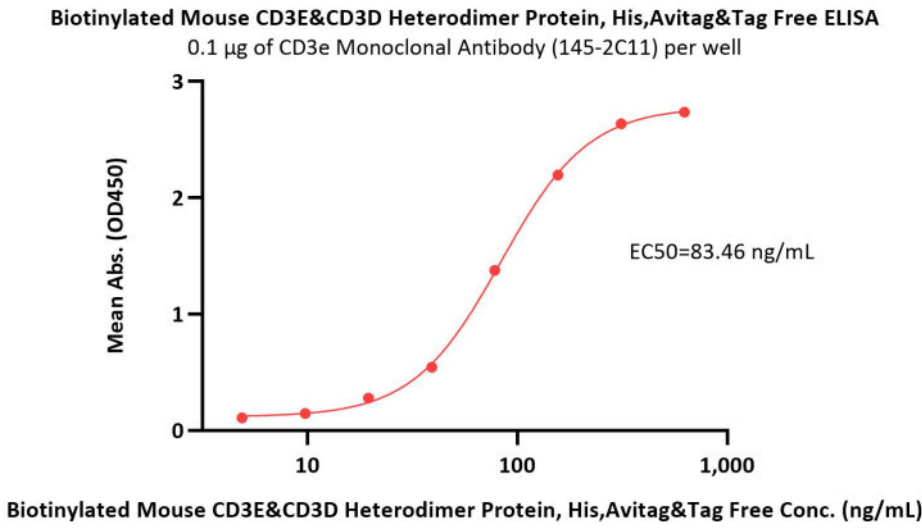
Biotinylated Mouse CD3 epsilon&CD3 delta Heterodimer Protein, His,Avitag™ &Tag Free (MALS verified)

Catalog # CDD-M82W5



molecular weight of this protein is around 45-60 kDa verified by SEC-MALS.
[Report](#)

Bioactivity-ELISA



Immobilized CD3e Monoclonal Antibody (145-2C11) at 1 µg/mL (100 µL/well) can bind Biotinylated Mouse CD3E&CD3D Heterodimer Protein, His,Avitag&Tag Free (Cat. No. CDD-M82W5) with a linear range of 5-156 ng/mL (QC tested).

Background

T-cell surface glycoprotein CD3 delta & CD3 epsilon chain, also known as CD3D & CD3E or CD3D&CD3E respectively, are single-pass type I membrane proteins. CD3D, together with CD3- epsilon(CD3E) , CD3-gamma and CD3-zeta, and the T-cell receptor alpha/beta and gamma/delta heterodimers, forms the T cell receptor-CD3 complex. T cell receptor-CD3 complex plays an important role in coupling antigen recognition to several intracellular signal-transduction pathways.

Discounts, Gifts,
and more!

