

Synonym

CD40LG,CD154,CD40L,HIGM1,IGM,IMD3,T-BAM,TNFSF5,TRAP,gp39

Source

Human CD40 Ligand Protein, Fc Tag (N297A), premium grade(CDL-H5264) is expressed from human 293 cells (HEK293). It contains AA Gly 116 - Leu 261 (Accession # [P29965-1](#)).

Predicted N-terminus: Pro

It is produced under our rigorous quality control system that incorporates a comprehensive set of tests including sterility and endotoxin tests. Product performance is carefully validated and tested for compatibility for cell culture use or any other applications in the early preclinical stage. When ready to transition into later clinical phases, we also offer a custom GMP protein service that tailors to your needs. We will work with you to customize and develop a GMP-grade product in accordance with your requests that also meets the requirements for raw and ancillary materials use in cell manufacturing of cell-based therapies.

Molecular Characterization

This protein carries a human IgG1 Fc tag at the N-terminus.

The protein has a calculated MW of 74.5 kDa. The protein migrates as 81 kDa±3 kDa when calibrated against [Star Ribbon Pre-stained Protein Marker](#) under reducing (R) condition (SDS-PAGE) due to glycosylation.

Endotoxin

Less than 0.01 EU per µg by the LAL method / rFC method.

Protein A

<5 ppm of protein tested by ELISA.

Host Cell Protein

<0.5 ng/µg of protein tested by ELISA.

Host Cell DNA

<0.02 ng/µg of protein tested by qPCR.

Sterility

Negative

Mycoplasma

Negative

Purity

>95% as determined by SDS-PAGE.

>95% as determined by SEC-MALS.

Formulation

Lyophilized from 0.22 µm filtered solution in PBS, pH7.4 with trehalose as protectant.

Contact us for customized product form or formulation.

Reconstitution

Please see Certificate of Analysis for specific instructions.

For best performance, we strongly recommend you to follow the reconstitution protocol provided in the CoA.

Storage

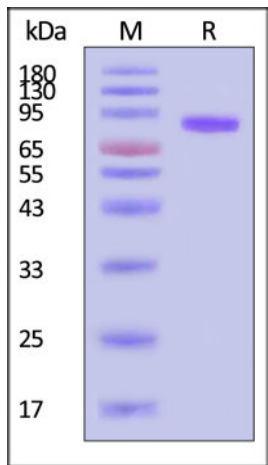
For long term storage, the product should be stored at lyophilized state at -20°C or lower.

Please avoid repeated freeze-thaw cycles.

This product is stable after storage at:

- -20°C to -70°C for 24 months in lyophilized state;
- -70°C for 3 months under sterile conditions after reconstitution.

SDS-PAGE



SEC-MALS

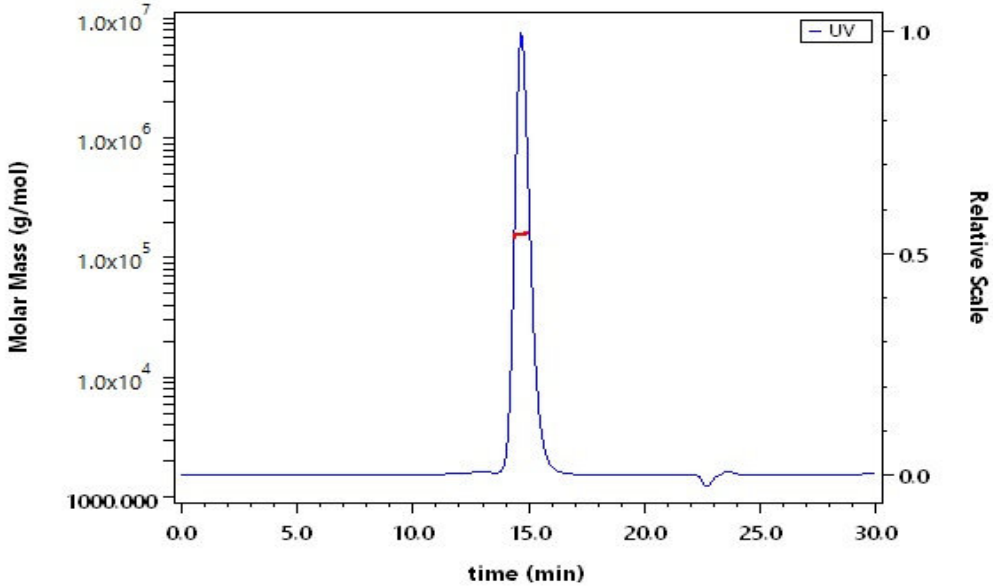


Human CD40 Ligand / TNFSF5 Protein, Fc Tag (N297A), active trimer, premium grade

Catalog # CDL-H5264



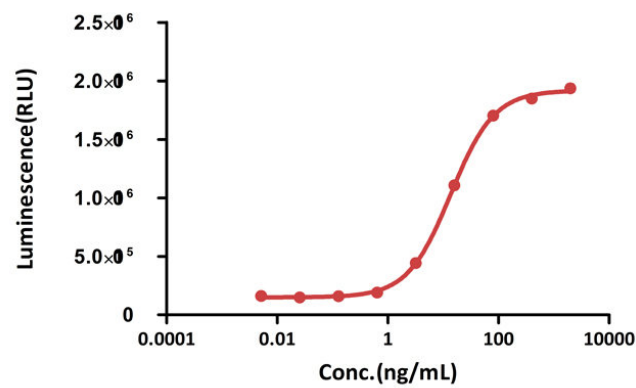
Human CD40 Ligand Protein, Fc Tag (N297A), premium grade on SDS-PAGE under reducing (R) condition. The gel was stained with Coomassie Blue. The purity of the protein is greater than 95% (With [Star Ribbon Pre-stained Protein Marker](#)).



The purity of Human CD40 Ligand Protein, Fc Tag (N297A), premium grade (Cat. No. CDL-H5264) is more than 95% and the molecular weight of this protein is around 145-175 kDa verified by SEC-MALS. [Report](#)

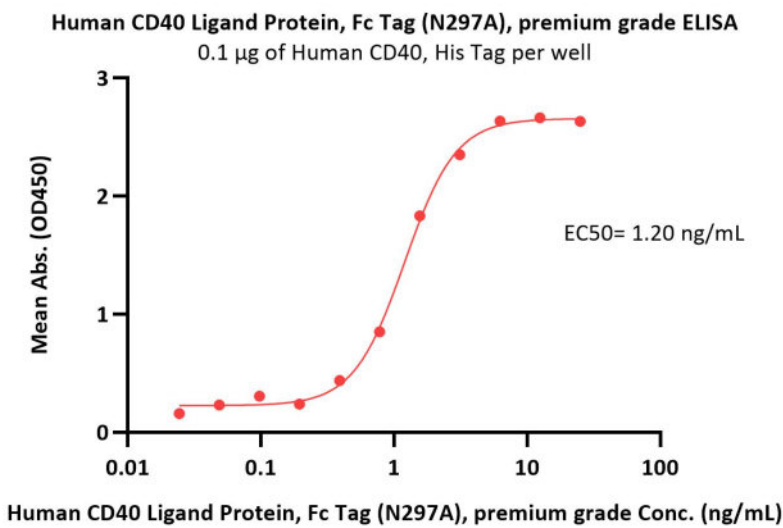
Bioactivity-CELL BASE

Human CD40 Ligand / TNFSF5 Protein, Fc Tag (N297A), active trimer, premium grade stimulates Human CD40 (Luc) HEK293 Reporter Cell



Human CD40 Ligand Protein, Fc Tag (N297A), premium grade (Cat. No. CDL-H5264) stimulates Human CD40 (Luc) HEK293 Reporter Cell. The EC50 value of this effect is 13.79 ng/mL (Routinely tested).

Bioactivity-ELISA



Immobilized Human CD40, His Tag (Cat. No. CD0-H5228) at 1 µg/mL (100 µL/well) can bind Human CD40 Ligand Protein, Fc Tag (N297A), premium grade (Cat. No. CDL-H5264) with a linear range of 0.02-3 ng/mL (QC tested).

Discounts, Gifts,
and more!





Background

The protein encoded by this gene is expressed on the surface of T cells. It regulates B cell function by engaging CD40 on the B cell surface. A defect in this gene results in an inability to undergo immunoglobulin class switch and is associated with hyper-IgM syndrome. [provided by RefSeq, Jul 2008]

