

Synonym

CEACAM-5,CD66e,CEA,Meconium antigen 100

Source

Human CEACAM-5, His Tag(CE5-H5226) is expressed from human 293 cells (HEK293). It contains AA Lys 35 - Ala 685 (Accession # [P06731](#)).

Predicted N-terminus: Lys 35

Molecular Characterization

CEACAM-5(Lys 35 - Ala 685)
P06731

Poly-his

This protein carries a polyhistidine tag at the C-terminus.

The protein has a calculated MW of 72.2 kDa. The protein migrates as 100-130 kDa under reducing (R) condition (SDS-PAGE) due to glycosylation.

Endotoxin

Less than 0.1 EU per µg by the LAL method / rFC method.

Purity

>95% as determined by SDS-PAGE.

>95% as determined by SEC-MALS.

Formulation

Lyophilized from 0.22 µm filtered solution in PBS, pH7.4 with trehalose as protectant.

Contact us for customized product form or formulation.

Reconstitution

Please see Certificate of Analysis for specific instructions.

For best performance, we strongly recommend you to follow the reconstitution protocol provided in the CoA.

Storage

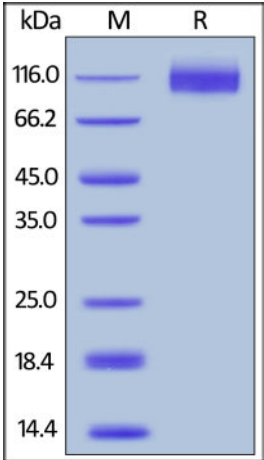
For long term storage, the product should be stored at lyophilized state at -20°C or lower.

Please avoid repeated freeze-thaw cycles.

This product is stable after storage at:

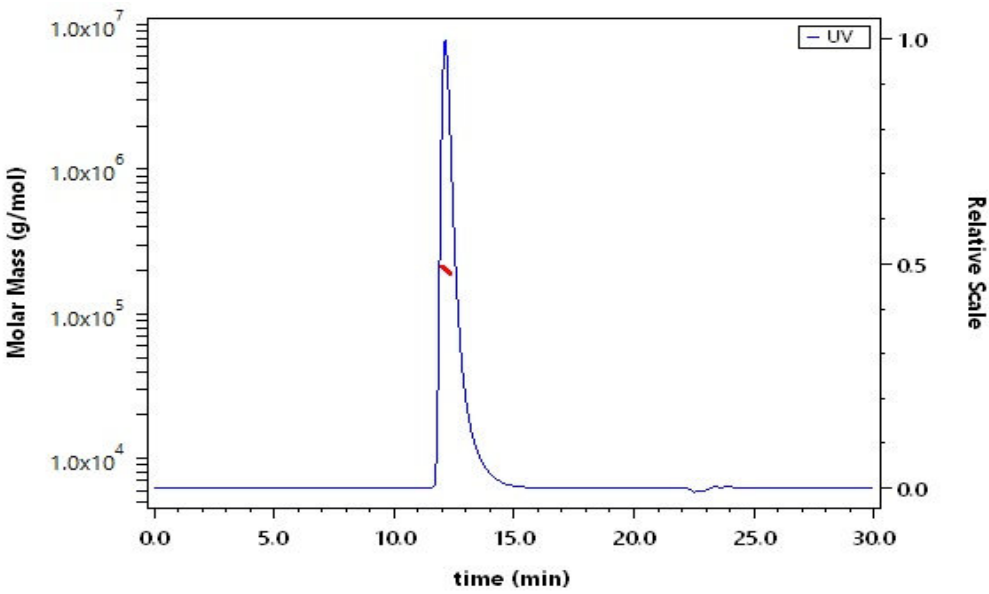
- 20°C to -70°C for 12 months in lyophilized state;
- 70°C for 3 months under sterile conditions after reconstitution.

SDS-PAGE



Human CEACAM-5, His Tag on SDS-PAGE under reducing (R) condition. The gel was stained with Coomassie Blue. The purity of the protein is greater than 95%.

SEC-MALS



The purity of Human CEACAM-5, His Tag (Cat. No. CE5-H5226) is more than 95% and the molecular weight of this protein is around 170-200 kDa verified by SEC-MALS.

[Report](#)

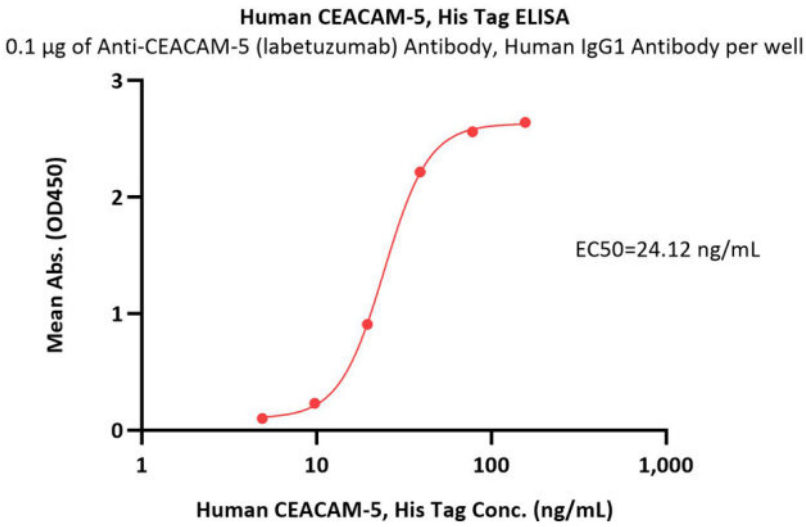
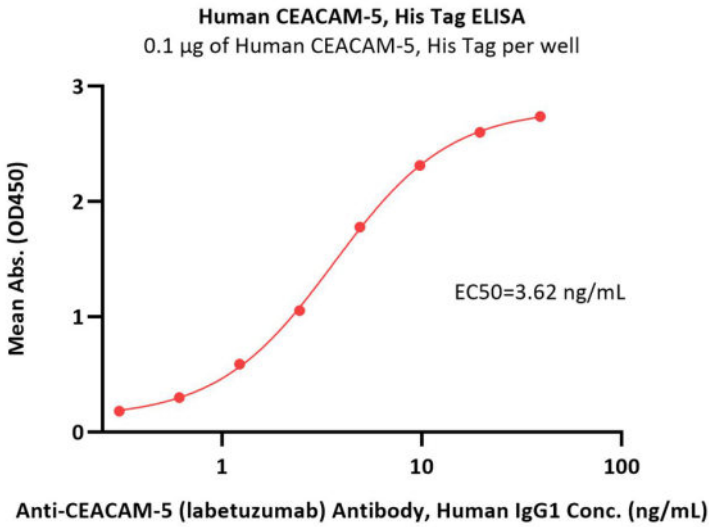
Bioactivity-ELISA

Discounts, Gifts,
and more!



Human CEACAM-5 / CD66e Protein, His Tag (MALS verified)

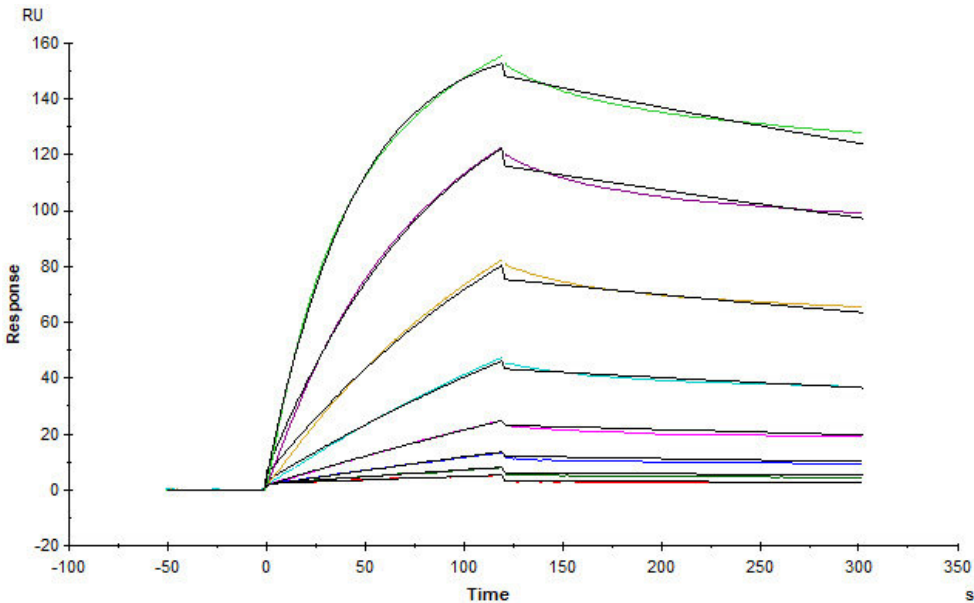
Catalog # CE5-H5226



Immobilized Human CEACAM-5, His Tag (Cat. No. CE5-H5226) at 1 µg/mL (100 µL/well) can bind Anti-CEACAM-5 (labetuzumab) Antibody, Human IgG1 with a linear range of 0.3-5 ng/mL (QC tested).

Immobilized Anti-CEACAM-5 (labetuzumab) Antibody, Human IgG1 Antibody at 1 µg/mL (100 µL/well) can bind Human CEACAM-5, His Tag (Cat. No. CE5-H5226) with a linear range of 10-39 ng/mL (Routinely tested).

Bioactivity-SPR



Anti-CEACAM-5 (labetuzumab) Antibody, Human IgG1 captured on CM5 chip via Anti-human IgG Fc antibodies surface can bind Human CEACAM-5, His Tag (Cat. No. CE5-H5226) with an affinity constant of 8.41 nM as determined in a SPR assay (Biacore T200) (Routinely tested).

Background

Carcinoembryonic antigen-related cell adhesion molecule 5 (CEACAM5) is also Carcinoembryonic antigen (CEA), Meconium antigen 100, CD antigen CD66e, CEACAM5 belongs to the immunoglobulin superfamily and CEA family. CEACAM5 contains seven Ig-like (immunoglobulin-like) domains. CEACAM5 is homodimer protein which binding of E.coli Dr adhesins leads to dissociation of the homodimer. CEACAM5 is cell surface glycoprotein that plays a role in cell adhesion and in intracellular signaling. CEACAM5 is receptor for E.coli Dr adhesins.

