

Synonym

CEACAM-5,CD66e,CEA,Meconium antigen 100

Source

Human CEACAM-5, Fc Tag(CE5-H5253) is expressed from human 293 cells (HEK293). It contains AA Lys 35 - Ala 685 (Accession # [P06731-1](#)).

Predicted N-terminus: Lys 35

Molecular Characterization

CEACAM-5(Lys 35 - Ala 685) P06731-1	Fc(Pro 100 - Lys 330) P01857
--	---------------------------------

This protein carries a human IgG1 Fc tag at the C-terminus.

The protein has a calculated MW of 97.8 kDa. The protein migrates as 150-180 kDa when calibrated against [Star Ribbon Pre-stained Protein Marker](#) under reducing (R) condition (SDS-PAGE) due to glycosylation.

Endotoxin

Less than 1.0 EU per µg by the LAL method / rFC method.

Purity

>95% as determined by SDS-PAGE.

>95% as determined by SEC-HPLC.

Formulation

Lyophilized from 0.22 µm filtered solution in 50 mM Tris, 100 mM Glycine, 25 mM Arginine, 150 mM NaCl, pH7.5 with trehalose as protectant.

Contact us for customized product form or formulation.

Reconstitution

Please see Certificate of Analysis for specific instructions.

For best performance, we strongly recommend you to follow the reconstitution protocol provided in the CoA.

Storage

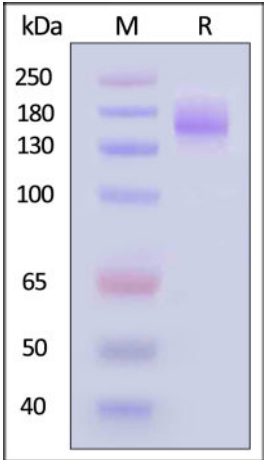
For long term storage, the product should be stored at lyophilized state at -20°C or lower.

Please avoid repeated freeze-thaw cycles.

This product is stable after storage at:

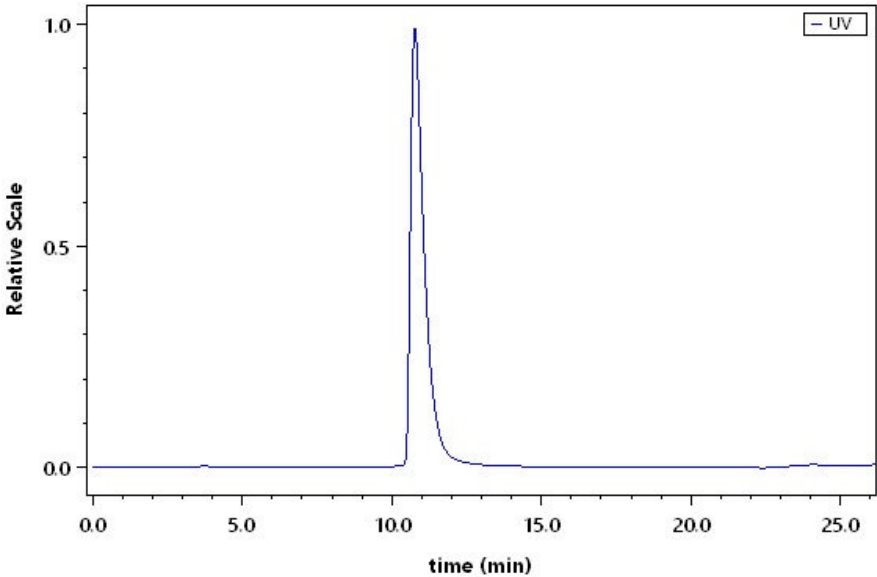
- 20°C to -70°C for 12 months in lyophilized state;
- 70°C for 3 months under sterile conditions after reconstitution.

SDS-PAGE



Human CEACAM-5, Fc Tag on SDS-PAGE under reducing (R) condition. The gel was stained with Coomassie Blue. The purity of the protein is greater than 95% (With [Star Ribbon Pre-stained Protein Marker](#)).

SEC-HPLC



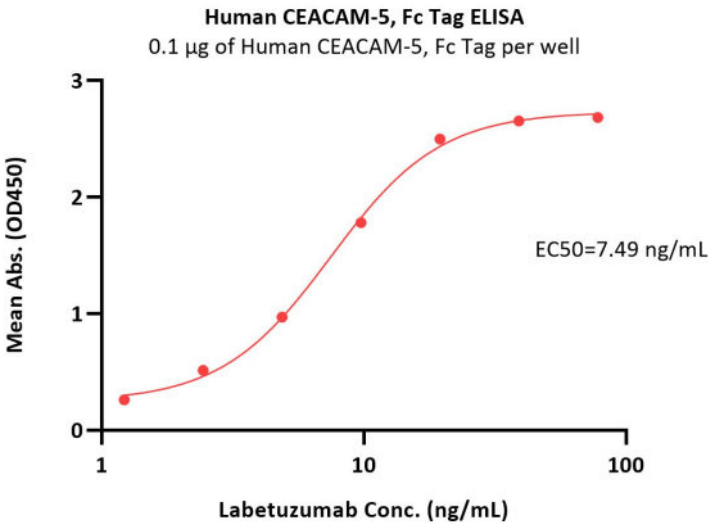
The purity of Human CEACAM-5, Fc Tag (Cat. No. CE5-H5253) was greater than 95% as determined by SEC-HPLC.

Bioactivity-ELISA



Human CEACAM-5 Protein, Fc Tag (HPLC verified)

Catalog # CE5-H5253



Immobilized Human CEACAM-5, Fc Tag (Cat. No. CE5-H5253) at 1 µg/mL (100 µL/well) can bind Labetuzumab with a linear range of 1-10 ng/mL (QC tested).

Background

Carcinoembryonic antigen-related cell adhesion molecule 5 (CEACAM5) is also Carcinoembryonic antigen (CEA), Meconium antigen 100, CD antigen CD66e, CEACAM5 belongs to the immunoglobulin superfamily and CEA family. CEACAM5 contains seven Ig-like (immunoglobulin-like) domains. CEACAM5 is homodimer protein which binding of E.coli Dr adhesins leads to dissociation of the homodimer. CEACAM5 is cell surface glycoprotein that plays a role in cell adhesion and in intracellular signaling. CEACAM5 is receptor for E.coli Dr adhesins.

