

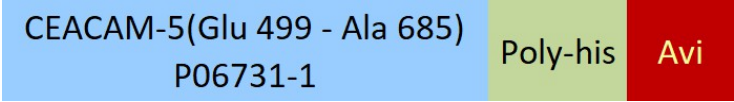
Synonym

CEACAM-5,CD66e,CEA,Meconium antigen 100

Source

Biotinylated Human CEACAM-5 (499-685) Protein, His,Avitag(CE5-H82E3) is expressed from human 293 cells (HEK293). It contains AA Glu 499 - Ala 685 (Accession # [P06731-1](#)).
Predicted N-terminus: Glu 499

Molecular Characterization



This protein carries a polyhistidine tag at the C-terminus, followed by an Avi tag (Avitag™).

The protein has a calculated MW of 23.6 kDa. The protein migrates as 43-58 kDa when calibrated against [Star Ribbon Pre-stained Protein Marker](#) under reducing (R) condition (SDS-PAGE) due to glycosylation.

Labeling

Biotinylation of this product is performed using Avitag™ technology. Briefly, the single lysine residue in the Avitag is enzymatically labeled with biotin.

Protein Ratio

Passed as determined by the HABA assay / binding ELISA.

Purity

>95% as determined by SDS-PAGE.

Formulation

Lyophilized from 0.22 µm filtered solution in PBS, pH7.4 with trehalose as protectant.

Contact us for customized product form or formulation.

Reconstitution

Please see Certificate of Analysis for specific instructions.

For best performance, we strongly recommend you to follow the reconstitution protocol provided in the CoA.

Storage

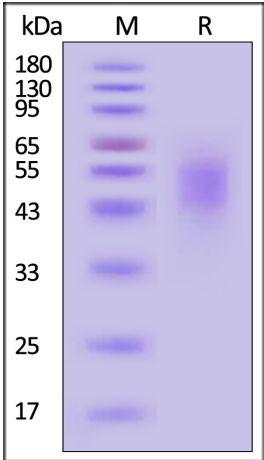
For long term storage, the product should be stored at lyophilized state at -20°C or lower.

Please avoid repeated freeze-thaw cycles.

This product is stable after storage at:

- 20°C to -70°C for 12 months in lyophilized state;
- 70°C for 3 months under sterile conditions after reconstitution.

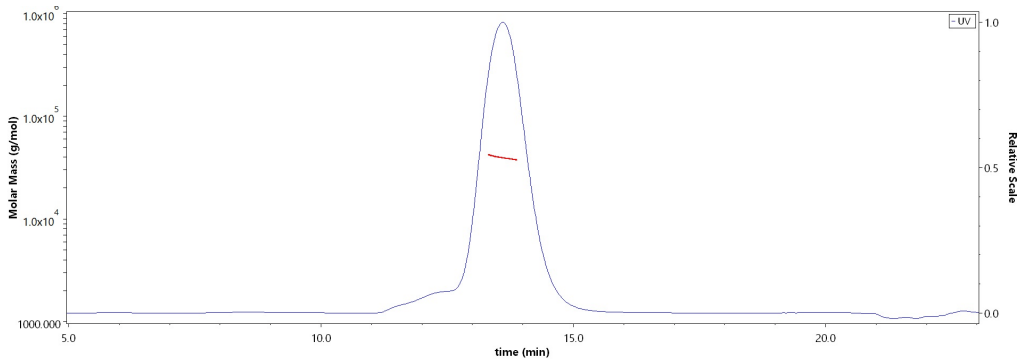
SDS-PAGE



Biotinylated Human CEACAM-5 (499-685) Protein, His,Avitag on SDS-PAGE under reducing (R) condition. The gel was stained with Coomassie Blue. The purity of the protein is greater than 95% (With [Star Ribbon Pre-stained Protein Marker](#)).

Bioactivity-ELISA

SEC-MALS

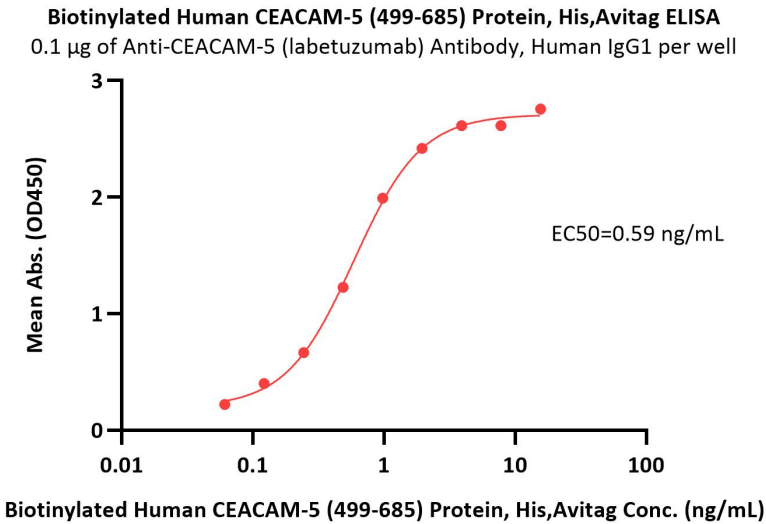


The purity of Biotinylated Human CEACAM-5 (499-685) Protein, His,Avitag (Cat. No. CE5-H82E3) is more than 85% and the molecular weight of this protein is around 35-45 kDa verified by SEC-MALS.
[Report](#)

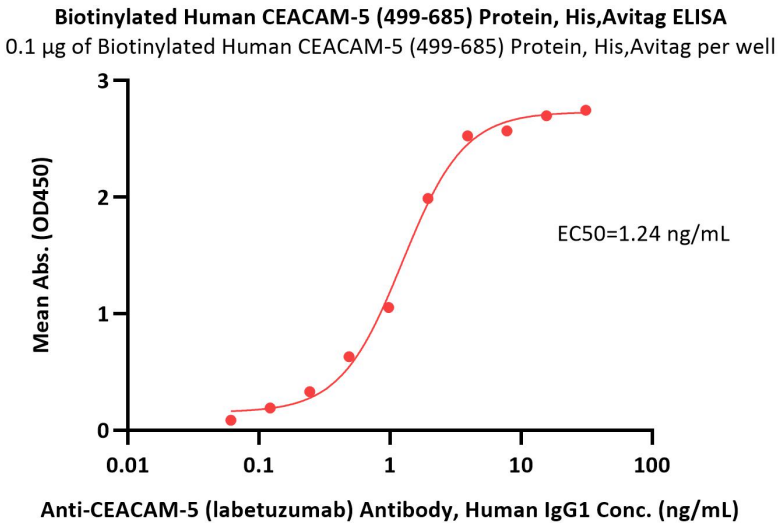


Biotinylated Human CEACAM-5 / CD66e (499-685) Protein, His,Avitag™ (MALS verified)

Catalog # CE5-H82E3



Immobilized Anti-CEACAM-5 (labetuzumab) Antibody, Human IgG1 at 1 µg/mL (100 µL/well) can bind Biotinylated Human CEACAM-5 (499-685) Protein, His,Avitag (Cat. No. CE5-H82E3) with a linear range of 0.06-1 ng/mL (QC tested).



Immobilized Biotinylated Human CEACAM-5 (499-685) Protein, His,Avitag (Cat. No. CE5-H82E3) at 1 µg/mL (100 µL/well) on streptavidin (Cat. No. STN-N5116) precoated (0.5 µg/well) plate can bind Anti-CEACAM-5 (labetuzumab) Antibody, Human IgG1 with a linear range of 0.061-2 ng/mL (Routinely tested).

Background

Carcinoembryonic antigen-related cell adhesion molecule 5 (CEACAM5) is also Carcinoembryonic antigen (CEA), Meconium antigen 100, CD antigen CD66e, CEACAM5 belongs to the immunoglobulin superfamily and CEA family. CEACAM5 contains seven Ig-like (immunoglobulin-like) domains. CEACAM5 is homodimer protein which binding of E.coli Dr adhesins leads to dissociation of the homodimer. CEACAM5 is cell surface glycoprotein that plays a role in cell adhesion and in intracellular signaling. CEACAM5 is receptor for E.coli Dr adhesins.

