



Synonym

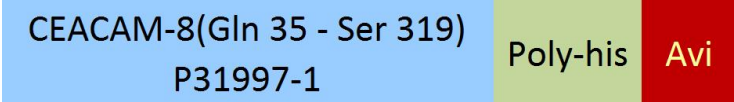
CEACAM8,CD66b,CD67,CGM6,NCA-95

Source

Biotinylated Human CEACAM-8, His,Avitag(CE8-H82E9) is expressed from human 293 cells (HEK293). It contains AA Gln 35 - Ser 319 (Accession # [P31997-1](#)).

Predicted N-terminus: Gln 35

Molecular Characterization



This protein carries a polyhistidine tag at the C-terminus, followed by an Avi tag (Avitag™).

The protein has a calculated MW of 35.1 kDa. The protein migrates as 55-66 kDa under reducing (R) condition (SDS-PAGE) due to glycosylation.

Labeling

Biotinylation of this product is performed using Avitag™ technology. Briefly, the single lysine residue in the Avitag is enzymatically labeled with biotin.

Protein Ratio

Passed as determined by the HABA assay / binding ELISA.

Purity

>95% as determined by SDS-PAGE.

Formulation

Lyophilized from 0.22 µm filtered solution in PBS, pH7.4 with trehalose as protectant.

Contact us for customized product form or formulation.

Reconstitution

Please see Certificate of Analysis for specific instructions.

For best performance, we strongly recommend you to follow the reconstitution protocol provided in the CoA.

Storage

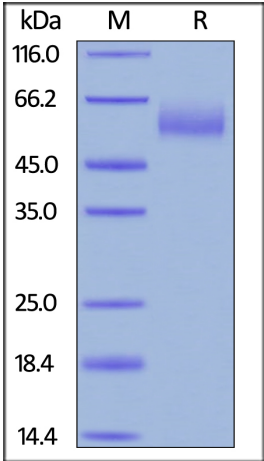
For long term storage, the product should be stored at lyophilized state at -20°C or lower.

Please avoid repeated freeze-thaw cycles.

This product is stable after storage at:

- -20°C to -70°C for 12 months in lyophilized state;
- -70°C for 3 months under sterile conditions after reconstitution.

SDS-PAGE

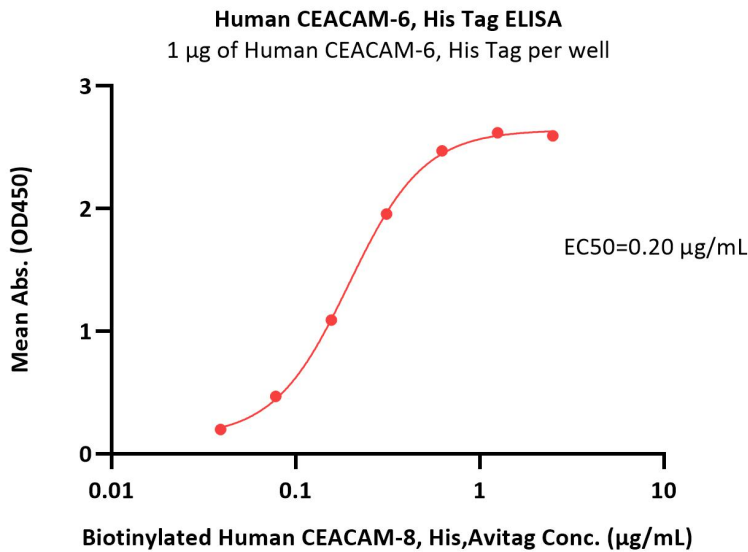


Biotinylated Human CEACAM-8, His,Avitag on SDS-PAGE under reducing (R) condition. The gel was stained with Coomassie Blue. The purity of the protein is greater than 95%.

Bioactivity-ELISA

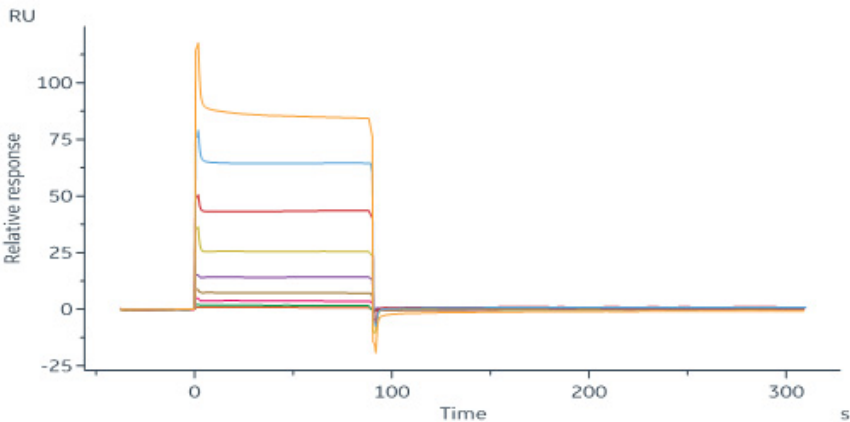
Discounts, Gifts,
and more!





Immobilized Human CEACAM-6, His Tag (Cat. No. CE6-H5223) at 10 µg/mL (100 µL/well) can bind Biotinylated Human CEACAM-8, His,Avitag (Cat. No. CE8-H82E9) with a linear range of 0.02-0.313 µg/mL (Routinely tested).

Bioactivity-SPR



Biotinylated Human CEACAM-8, His,Avitag (Cat. No. CE8-H82E9) immobilized on SA Chip can bind Human CEACAM-6, His Tag (Cat. No. CE6-H5223) with an affinity constant of 4.57 µM as determined in a SPR assay (Biacore 8K) (QC tested).

Background

Carcinoembryonic antigen-related cell adhesion molecule 8 (CEACAM8) is also known as CD66b (Cluster of Differentiation 66b), CD66b, CD67, CGM6, NCA-95, and is one of seven human CEACAM family members within the immunoglobulin superfamily. CEACAM family members are a set of widely expressed proteins involved in several biological functions, including cell adhesion, migration, signal transduction, and the regulation of gene expression. Abnormal overexpression and downregulation of some CEACAMs have been described in tumor cells. In humans, CEACAMs include type I transmembrane proteins (CEACAM1, CEACAM3, and CEACAM4) and GPI-linked molecules (CEACAM5 through CEACAM8). There is no human CEACAM2. CEACAM8 is a single chain, two Ig-like C2-type (immunoglobulin-like) domains and one Ig-like V-type (immunoglobulin-like) domain. It is an activation marker for human granulocytes.

Discounts, Gifts,
and more!

