

Synonym

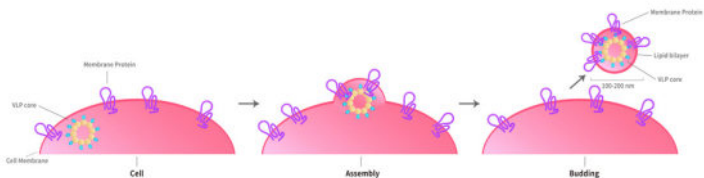
CGRPR & RAMP1

Source

Human CGRPR&RAMP1 Full Length Heterodimer Protein (VLP)(CG1-H52P6) is expressed from human 293 cells (HEK293). It contains AA Glu 23 - Asn 461 (CGRPR) & Cys 27 - Val 148 (RAMP1) (Accession # [Q16602-1](#) (CGRPR) & [O60894-1](#) (RAMP1)).
Predicted N-terminus: Asp & Trp

Molecular Characterization

Virus-like particles(VLPs) are formed by self-assembly of capsid proteins from viruses. Membrane Proteins can be constituted in-situ with VLPs produced from HEK293 cell cultures. These VLPs concentrate conformationally intact membrane proteins directly on the cell surface and produce soluble, high-concentration proteins perfect for immunization and antibody screening.



The VLPs provide the display of properly folded membrane proteins in their native cellular membrane in a compact size of 100~300 nm diameter (similar to the size of most viruses) making it optimal targets for dendritic cells in vivo and surface attachment for phage display.

Endotoxin

Less than 1.0 EU per µg by the LAL method / rFC method.
*The isotype control of empty/mock VLP (Cat. No. [VLP-N5213](#)) is sold separately and not included in protein, you can follow [this link](#) for product information.

Purity

>95% as determined by SEC-HPLC.

Formulation

The VLPs are highly immunogenic, so the immunization strategy should be optimized (antigen dose, regimen and adjuvant).
Supplied as 0.2 µm filtered solution in PBS, Arginine, pH7.4 with trehalose as protectant.

Contact us for customized product form or formulation.

Shipping

This product is supplied and shipped with dry ice, please inquire the shipping cost.

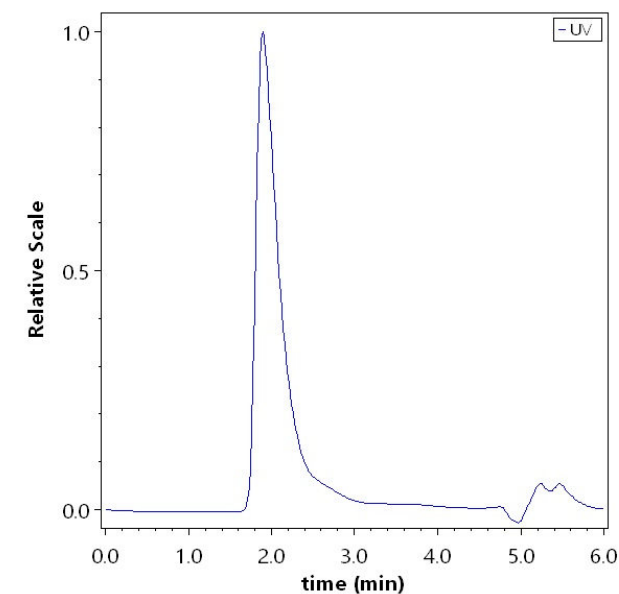
Storage

Please avoid repeated freeze-thaw cycles.

This product is stable after storage at:

- The product MUST be stored at -70°C or lower upon receipt;
- -70°C for 12 months under sterile conditions.

SEC-HPLC



The purity of Human CGRPR&RAMP1 Full Length Heterodimer Protein (VLP) (Cat. No. CG1-H52P6) was greater than 95% as determined by SEC-

Discounts, Gifts,
and more!



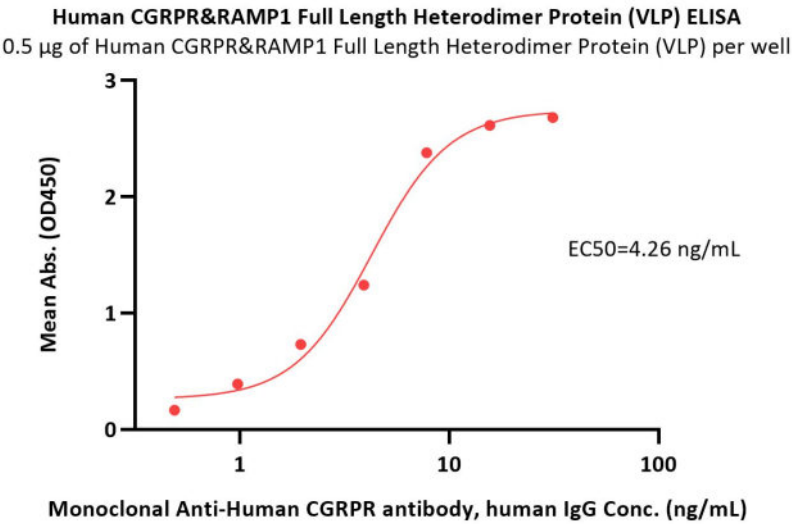
Human CGRPR&RAMP1 Full Length Heterodimer Protein (VLP)

Catalog # CG1-H52P6



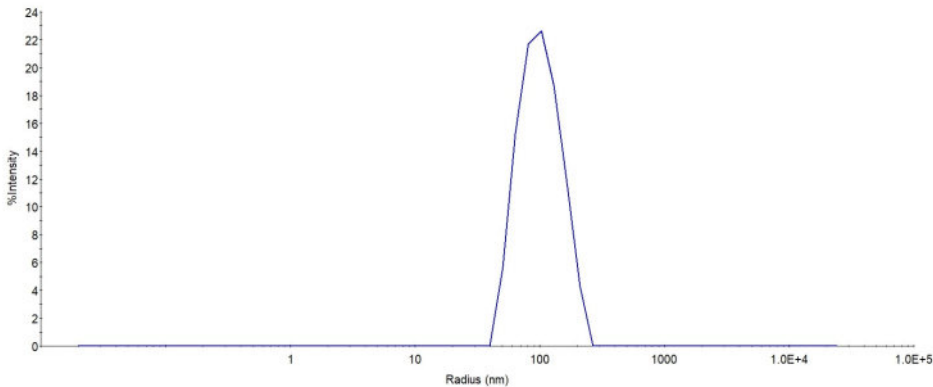
HPLC.

Bioactivity-ELISA



Immobilized Human CGRPR&RAMP1 Full Length Heterodimer Protein (VLP) (Cat. No. CG1-H52P6) at 5 µg/mL (100 µL/well) can bind Monoclonal Anti-Human CGRPR antibody, human IgG with a linear range of 0.5-8 ng/mL (QC tested).

Identity-DLS



The mean peak Radius of VLP is 95-120 nm with more than 95% intensity as determined by dynamic light scattering (DLS).

Background

This gene encodes the peptide hormones calcitonin, calcitonin gene-related peptide and katacalcin by tissue-specific alternative RNA splicing of the gene transcripts and cleavage of inactive precursor proteins. Calcitonin is involved in calcium regulation and acts to regulate phosphorus metabolism. Calcitonin gene-related peptide functions as a vasodilator and as an antimicrobial peptide while katacalcin is a calcium-lowering peptide. Multiple transcript variants encoding different isoforms have been found for this gene.

Discounts, Gifts,
and more!

