

# Fluorescent Human EDNRB Full Length Protein (VLP)

Catalog # EDB-HF2G4



## Synonym

EDNRB,endothelin receptor type B,ABCDS, ET-B, ET-BR, ETB, ETB1, ETBR, ETRB, HSCR, HSCR2, WS4A

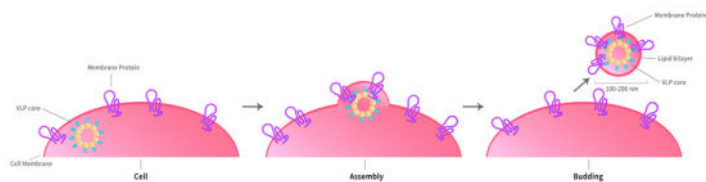
## Source

Fluorescent Human EDNRB Full Length Protein (VLP)(EDB-HF2G4) is expressed from human 293 cells (HEK293). It contains AA Glu 27 - Ser 442 (Accession # [P24530-1](#)).  
Predicted N-terminus: Asp

## Molecular Characterization

This protein carries a GFP tag.

Virus-like particles(VLPs) are formed by self-assembly of capsid proteins from viruses. Membrane Proteins can be constituted in-situ with VLPs produced from HEK293 cell cultures. These VLPs concentrate conformationally intact membrane proteins directly on the cell surface and produce soluble, high-concentration proteins perfect for immunization and antibody screening.



The VLPs provide the display of properly folded membrane proteins in their native cellular membrane in a compact size of 100~300 nm diameter (similar to the size of most viruses) making it optimal targets for dendritic cells in vivo and surface attachment for phage display.

## Conjugate

GFP

Excitation source: 488 nm spectral line, argon-ion laser

Excitation Wavelength: 488 nm

Emission Wavelength: 530 nm

\*The isotype control of empty/mock VLP (Cat. No. [VLP-NF2P4](#)) is sold separately and not included in protein, you can follow [this link](#) for product information.

## Formulation

*The VLPs are highly immunogenic, so the immunization strategy should be optimized (antigen dose, regimen and adjuvant).*

Supplied as 0.2 µm filtered solution in PBS, Arginine, pH7.4 with trehalose as protectant.

Contact us for customized product form or formulation.

## Shipping

*This product is supplied and shipped with dry ice, please inquire the shipping cost.*

## Storage

*Please protect from light and avoid repeated freeze-thaw cycles.*

This product is stable after storage at:

- The product MUST be stored at -70°C or lower upon receipt;
- -70°C for 12 months under sterile conditions.

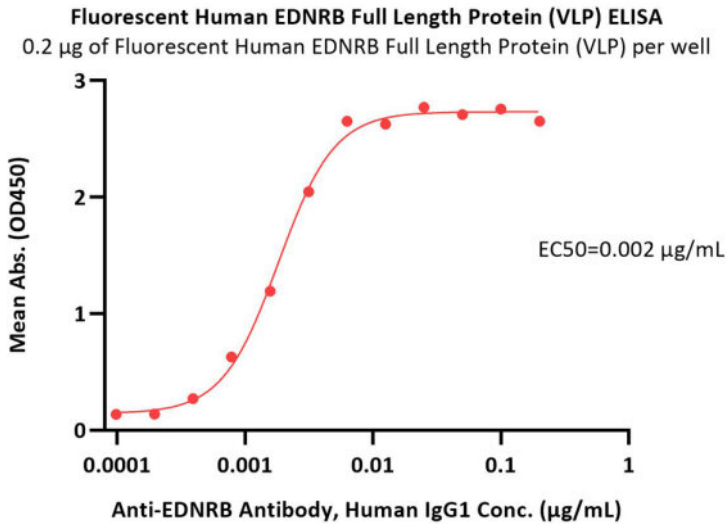
## Bioactivity-ELISA

Discounts, Gifts,  
and more!



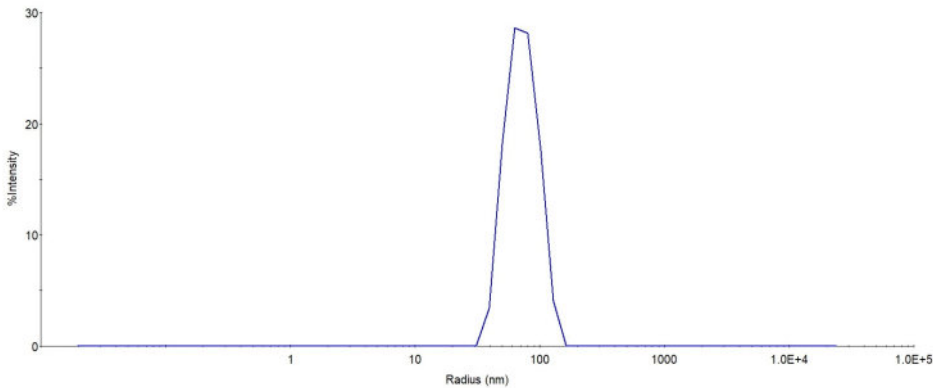
Fluorescent Human EDNRB Full Length Protein (VLP)

Catalog # EDB-HF2G4



Immobilized Fluorescent Human EDNRB Full Length Protein (VLP) (Cat. No. EDB-HF2G4) at 2 µg/mL (100 µL/well) can bind Anti-EDNRB Antibody, Human IgG1 with a linear range of 0.001-0.003 µg/mL (QC tested).

Identity-DLS



The mean peak Radius of VLP is 70-90 nm with more than 95% intensity as determined by dynamic light scattering (DLS).

Background

Endothelin Receptor B (EDNRB) is a type of G protein-coupled Receptor with the N-terminus located outside the cell. It's widespread in the human body. EDNRB binds to ET and transmits information into the cell through the intracellular Ca<sup>2+</sup> phospholipid-dependent protein kinase second messenger system, which promotes the rapid release of calcium in the endoplasmic reticulum and sarcoplasmic reticulum, resulting in the rapid increase of intracellular calcium concentration. Endothelin exerts its biological effects through its receptor (ETR). Endothelin and ETR constitute the endothelin axis. Endothelin axis has pro-tumor effects in various tumors including malignant melanoma (MM), including promoting tumor growth, anti-apoptosis, promoting angiogenesis and promoting tumor metastasis.

