

Synonym

ERBB3,HER3,LCCS2,MDA-BF-1,MGC88033,c-erbB3,erbB3-S,p180-ErbB3,p45-sErbB3,p85-sErbB3

Source

Human ErbB3, His Tag(ER3-H5223) is expressed from human 293 cells (HEK293). It contains AA Ser 20 - Thr 643 (Accession # [P21860-1](#)).  
Predicted N-terminus: Ser 20

Molecular Characterization

ErbB3(Ser 20 - Thr 643)  
P21860-1

Poly-his

This protein carries a polyhistidine tag at the C-terminus.  
The protein has a calculated MW of 70.5 kDa. The protein migrates as 70-80 kDa when calibrated against [Star Ribbon Pre-stained Protein Marker](#) under reducing (R) condition (SDS-PAGE) due to glycosylation.

Endotoxin

Less than 0.1 EU per µg by the LAL method / rFC method.

Purity

>95% as determined by SDS-PAGE.  
>95% as determined by SEC-MALS.

Formulation

Lyophilized from 0.22 µm filtered solution in PBS, pH7.4 with trehalose as protectant.  
Contact us for customized product form or formulation.

Reconstitution

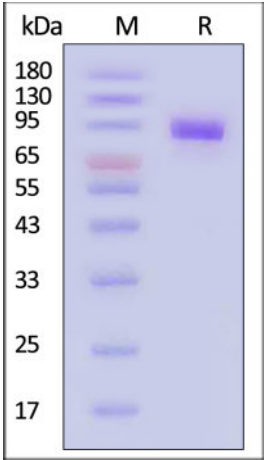
Please see Certificate of Analysis for specific instructions.  
*For best performance, we strongly recommend you to follow the reconstitution protocol provided in the CoA.*

Storage

For long term storage, the product should be stored at lyophilized state at -20°C or lower.  
*Please avoid repeated freeze-thaw cycles.*  
This product is stable after storage at:

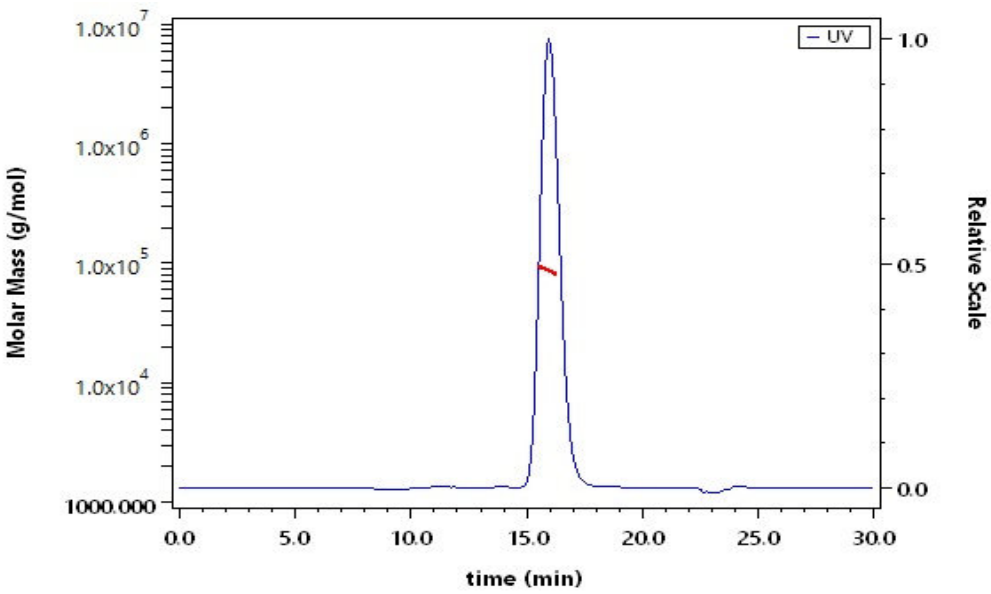
- 20°C to -70°C for 12 months in lyophilized state;
- 70°C for 3 months under sterile conditions after reconstitution.

SDS-PAGE



Human ErbB3, His Tag on SDS-PAGE under reducing (R) condition. The gel was stained with Coomassie Blue. The purity of the protein is greater than 95% (With [Star Ribbon Pre-stained Protein Marker](#)).

SEC-MALS

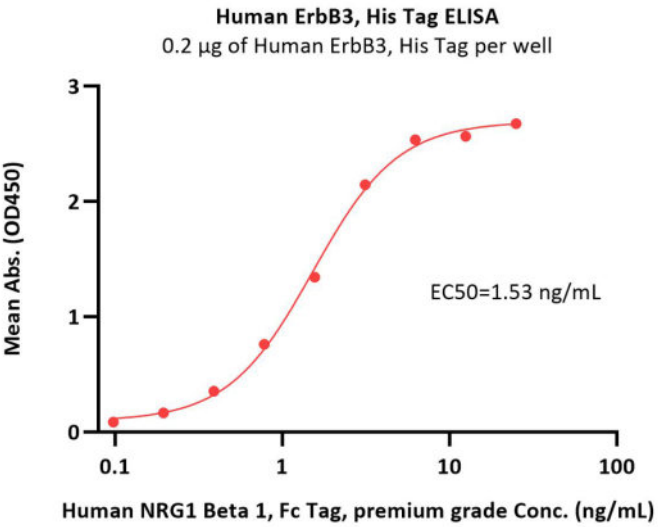


The purity of Human ErbB3, His Tag (Cat. No. ER3-H5223) is more than 95% and the molecular weight of this protein is around 75-100 kDa verified by SEC-MALS.  
[Report](#)

Bioactivity-ELISA

Discounts, Gifts,  
and more!





Immobilized Human ErbB3, His Tag (Cat. No. ER3-H5223) at 2 µg/mL (100 µL/well) can bind Human NRG1 Beta 1, Fc Tag, premium grade (Cat. No. NR1-H5268) with a linear range of 0.1-3 ng/mL (QC tested).

Background

ErbB3,also known as Her3 (human epidermal growth factor receptor 3), is a member of the epidermal growth factor receptor (EGFR) family of receptor tyrosine kinases. This membrane-bound glycoprotein has a neuregulin binding domain but has not an active kinase domain. It therefore can bind the ligand but cannot mediate the intracellular signal transduction through protein phosphorylation. However, it does form heterodimers with ErbB2 or other EGFR members responsible for tyrosine phosphorylation to give a receptor complex and initiate the related pathway, which lead to cell proliferation or differentiation. Overexpression of this protein has been reported in numerous cancers, including prostate, bladder, and breast tumors. This protein has different isoforms derived from alternative splicing variants, and among which, the secreted isoform lacking the intermembrane region modulates the activity of membrane-bound form.

