

Synonym

FcRn,FCGRT & B2M

Source

Biotinylated Rabbit FCGRT&B2M Heterodimer Protein, His,Avitag&Tag Free(FCM-R82W6) is expressed from human 293 cells (HEK293). It contains AA Ala 24 - Val 297 (FCGRT) & Val 22 - Tyr 120 (B2M) (Accession # [ABY47597.1](#) (FCGRT) & [ALR85722.1](#) (B2M)).
Predicted N-terminus: Ala 24 (FCGRT) & Val 22 (B2M)

Molecular Characterization



Biotinylated Rabbit FCGRT&B2M Heterodimer Protein, His,Avitag&Tag Free, produced by co-expression of FCGRT and B2M, has a calculated MW of 33.8 kDa (FCGRT) & 11.7 kDa (B2M). Subunit FCGRT is fused with a polyhistidine tag at the C-terminus, followed by an Avi tag (Avitag™) and subunit Beta-2 microglobulin (B2M) contains no tag at the C-terminus. The reducing (R) protein migrates as 35-40 kDa (FCGRT) & 12 kDa (B2M) respectively due to glycosylation.

Labeling

Biotinylation of this product is performed using Avitag™ technology. Briefly, the single lysine residue in the Avitag is enzymatically labeled with biotin.

Protein Ratio

Passed as determined by the HABA assay / binding ELISA.

Purity

>95% as determined by SDS-PAGE.
>90% as determined by SEC-MALS.

Formulation

Lyophilized from 0.22 μm filtered solution in PBS, pH7.4 with trehalose as protectant.
Contact us for customized product form or formulation.

Reconstitution

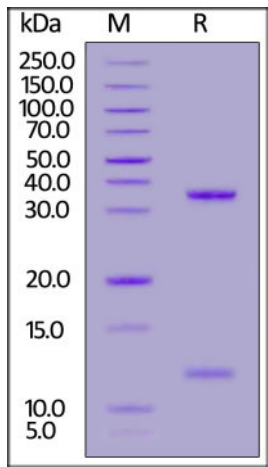
Please see Certificate of Analysis for specific instructions.
For best performance, we strongly recommend you to follow the reconstitution protocol provided in the CoA.

Storage

For long term storage, the product should be stored at lyophilized state at -20°C or lower.
Please avoid repeated freeze-thaw cycles.
This product is stable after storage at:

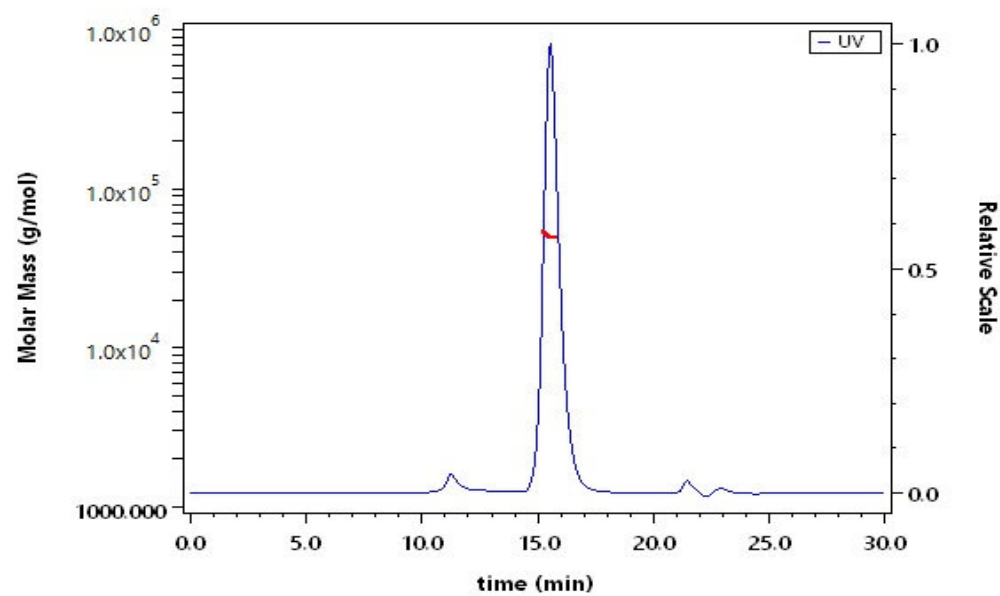
- 20°C to -70°C for 12 months in lyophilized state;
- 70°C for 3 months under sterile conditions after reconstitution.

SDS-PAGE



Biotinylated Rabbit FCGRT&B2M Heterodimer Protein, His,Avitag&Tag Free on SDS-PAGE under reducing (R) condition. The gel was stained with Coomassie Blue. The purity of the protein is greater than 95%.

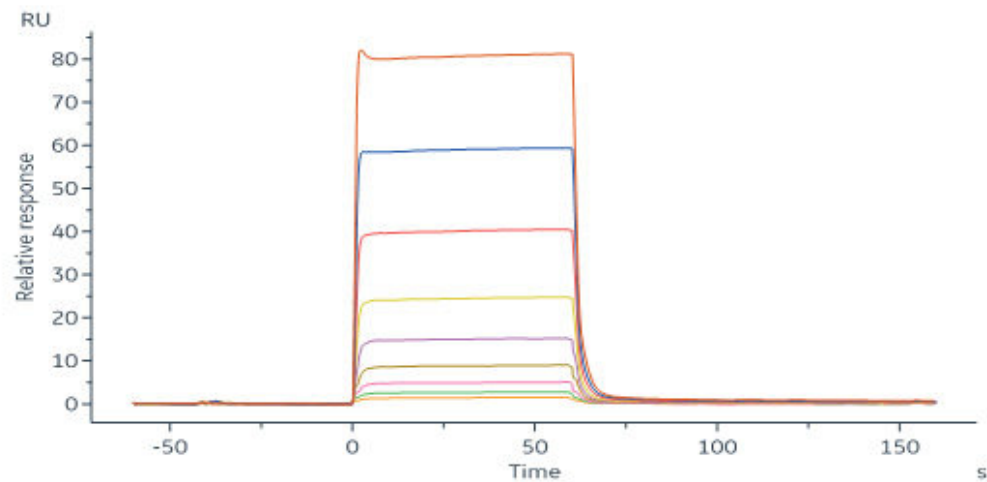
SEC-MALS



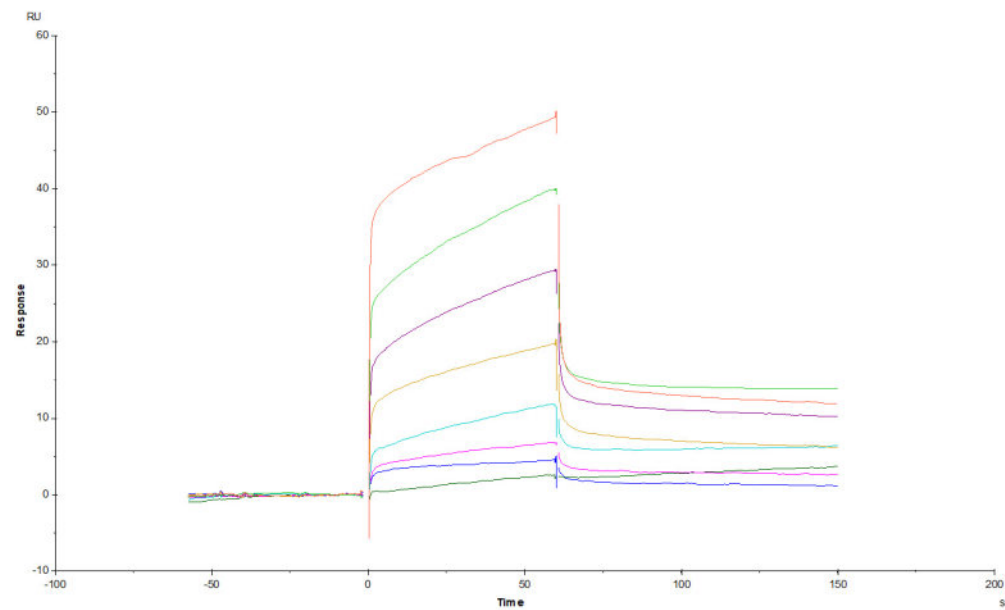
The purity of Biotinylated Rabbit FCGRT&B2M Heterodimer Protein, His,Avitag&Tag Free (Cat. No. FCM-R82W6) is more than 90% and the

molecular weight of this protein is around 42-62 kDa verified by SEC-MALS.
[Report](#)

Bioactivity-SPR



Biotinylated Rabbit FCGRT&B2M Heterodimer Protein, His,Avitag&Tag Free (Cat. No. FCM-R82W6) captured on Biotin CAP-Series S Sensor Chip can bind Herceptin® with an affinity constant of 1.05 μ M as determined in a SPR assay (Biacore 8K) (QC tested).



Immobilized Biotinylated Rabbit FCGRT&B2M Heterodimer Protein, His,Avitag&Tag Free (Cat. No. FCM-R82W6) on SA Chip can bind Herceptin® with an affinity constant of 1.53 μ M as determined in a SPR assay (Biacore 8K) (Routinely tested).

Background

FCGRT & B2M heterodimer protein (FcRn complex) consist of two subunits: p51 (equivalent to FCGRT), and p14 (equivalent to beta-2-microglobulin), and forms an MHC class I-like heterodimer. Fc fragment of IgG, receptor, transporter, alpha (FCGRT) binds to the Fc region of monomeric immunoglobulins gamma and mediates the uptake of IgG from milk. FCGRT possible role in transfer of immunoglobulin G from mother to fetus. Beta-2-microglobulin (B2M) is a component of the class I major histocompatibility complex (MHC) and involved in the presentation of peptide antigens to the immune system.

