

Human FGF-4 Protein, His Tag

Catalog # FG4-H51H3



Synonym

FGF-4, Fibroblast growth factor 4, HST, HST-1

Source

Human FGF-4 Protein, His Tag (FG4-H51H3) is expressed from *E. coli* cells. It contains AA Ser 54 - Leu 206 (Accession # [P08620-1](#)).
Predicted N-terminus: Met

Molecular Characterization

FGF-4(Ser 54 - Leu 206)
P08620-1

Poly-his

[Other Tags and Version](#) [Biotin & Other Labeled Version](#)

This protein carries a polyhistidine tag at the C-terminus.
The protein has a calculated MW of 19.8 kDa. The protein migrates as 23-24 kDa when calibrated against [Star Ribbon Pre-stained Protein Marker](#) under reducing (R) condition (SDS-PAGE).

Endotoxin

Less than 1.0 EU per µg by the LAL method / rFC method.

Purity

>90% as determined by SDS-PAGE.

Formulation

Lyophilized from 0.22 µm filtered solution in MOPS, Na2SO4, Arginine with trehalose as protectant.
Contact us for customized product form or formulation.

Reconstitution

Please see Certificate of Analysis for specific instructions.
For best performance, we strongly recommend you to follow the reconstitution protocol provided in the CoA.

Storage


For long term storage, the product should be stored at lyophilized state at -20°C or lower.
Please avoid repeated freeze-thaw cycles.
This product is stable after storage at:

- -20°C to -70°C for 12 months in lyophilized state;
- -70°C for 3 months under sterile conditions after reconstitution.

ACRO Quality Management System

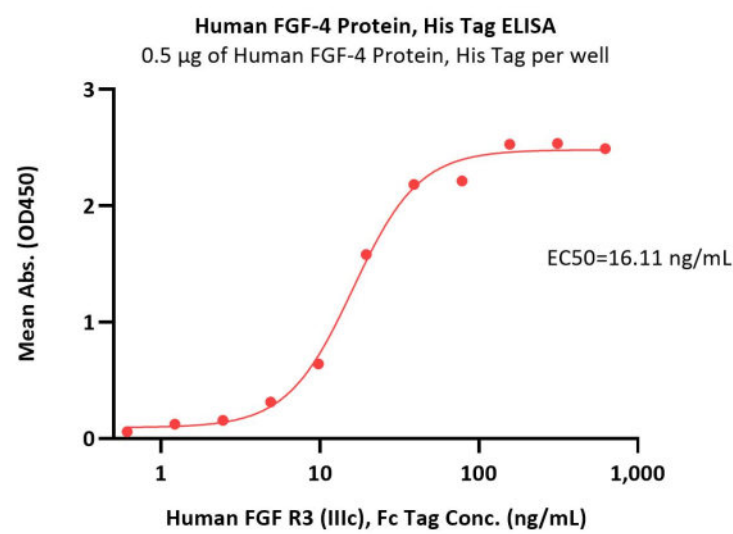
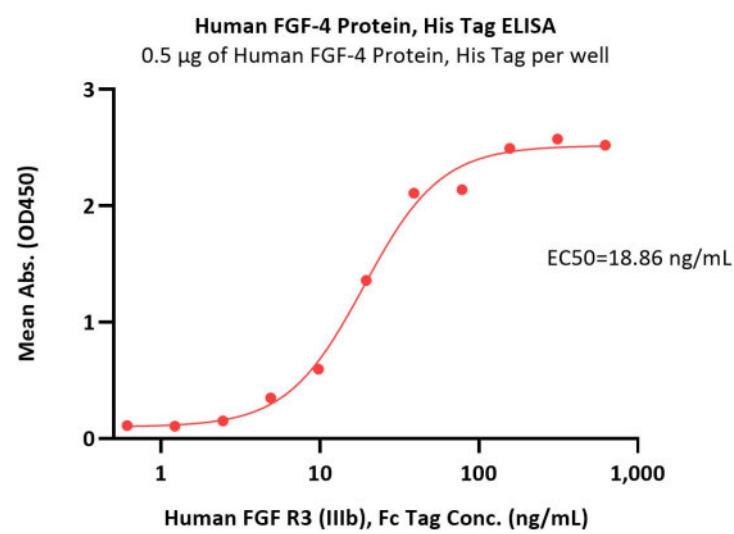
- [QMS\(ISO, GMP\)](#)
- [Quality Advantages](#)
- [Quality Control Process](#)

SDS-PAGE



Human FGF-4 Protein, His Tag on SDS-PAGE under reducing (R) condition. The gel was stained with Coomassie Blue. The purity of the protein is greater than 90% (With [Star Ribbon Pre-stained Protein Marker](#)).

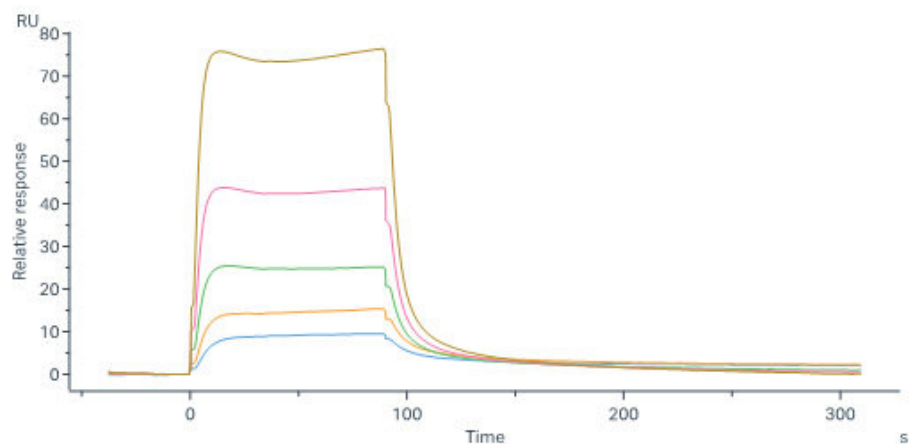
Bioactivity-ELISA



Immobilized Human FGF-4 Protein, His Tag (Cat. No. FG4-H51H3) at 5 µg/mL (100 µL/well) can bind Human FGF R3 (IIIb), Fc Tag (Cat. No. FGB-H5259) with a linear range of 1-39 ng/mL (QC tested).

Immobilized Human FGF-4 Protein, His Tag (Cat. No. FG4-H51H3) at 5 µg/mL (100 µL/well) can bind Human FGF R3 (IIIc), Fc Tag (Cat. No. FGC-H5256) with a linear range of 1-39 ng/mL (Routinely tested).

Bioactivity-SPR



Human FGF R4, Fc Tag (Cat. No. FG4-H5253) immobilized on CM5 Chip can bind Human FGF-4 Protein, His Tag (Cat. No. FG4-H51H3) with an affinity constant of 1.48 µM as determined in a SPR assay (Biacore 8K) (Routinely tested).

Background

The protein encoded by this gene is a member of the fibroblast growth factor (FGF) family. FGF family members possess broad mitogenic and cell survival activities and are involved in a variety of biological processes including embryonic development, cell growth, morphogenesis, tissue repair, tumor growth and invasion. This gene was identified by its oncogenic transforming activity. This gene and FGF3, another oncogenic growth factor, are located closely on chromosome 11. Co-amplification of both genes was found in various kinds of human tumors. Studies on the mouse homolog suggested a function in bone morphogenesis and limb development through the sonic hedgehog (SHH) signaling pathway. [provided by RefSeq, Jul 2008]

Discounts, Gifts,
and more!

www.acrobiosystems.com