

Synonym

FGF19, FGF-19, Fibroblast growth factor 19

Source

Human FGF19, His Tag (FG9-H51H3) is expressed from *E. coli* cells. It contains AA Leu 25 - Lys 216 (Accession # [O95750-1](#)).
Predicted N-terminus: Met

Molecular Characterization

FGF19(Leu 25 - Lys 216)
O95750-1

Poly-his

[Other Tags and Version](#) [Biotin & Other Labeled Version](#)

This protein carries a polyhistidine tag at the C-terminus.
The protein has a calculated MW of 23.4 kDa. The protein migrates as 28 kDa under reducing (R) condition (SDS-PAGE).

Endotoxin

Less than 1.0 EU per µg by the LAL method / rFC method.

Purity

>95% as determined by SDS-PAGE.

Formulation

Lyophilized from 0.22 µm filtered solution in PBS, 0.3 M NaCl, 0.3 M Arginine, pH7.4 with trehalose as protectant.
Contact us for customized product form or formulation.

Reconstitution

Please see Certificate of Analysis for specific instructions.
For best performance, we strongly recommend you to follow the reconstitution protocol provided in the CoA.

Storage

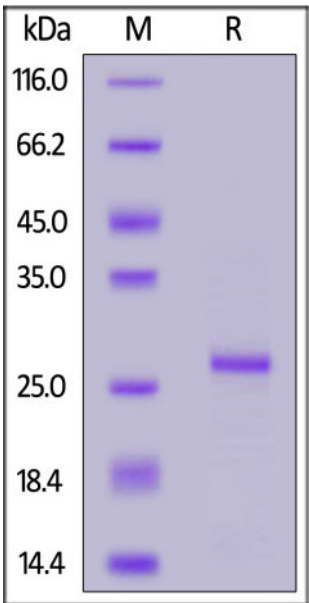
For long term storage, the product should be stored at lyophilized state at -20°C or lower.
Please avoid repeated freeze-thaw cycles.
This product is stable after storage at:

- -20°C to -70°C for 12 months in lyophilized state;
- -70°C for 3 months under sterile conditions after reconstitution.

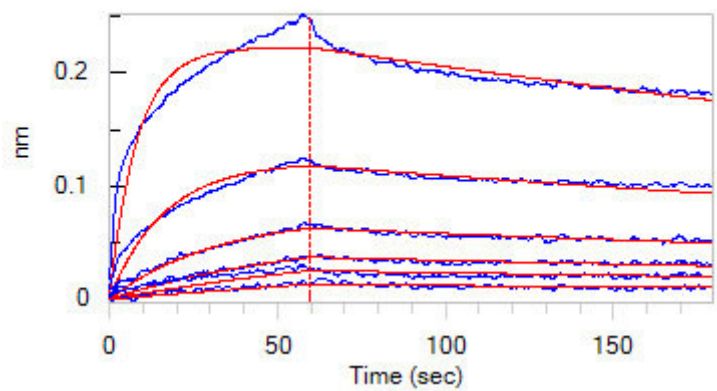
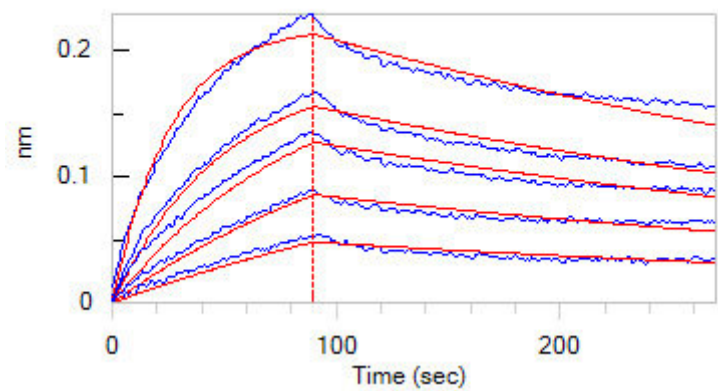
ACRO Quality Management System

- [QMS\(ISO, GMP\)](#)
- [Quality Advantages](#)
- [Quality Control Process](#)

SDS-PAGE



Human FGF19, His Tag on SDS-PAGE under reducing (R) condition. The gel was stained with Coomassie Blue. The purity of the protein is greater than 95%.



Loaded Human FGF R4, Fc Tag (Cat. No. FG4-H5253) on Protein A Biosensor, can bind Human FGF19, His Tag (Cat. No. FG9-H51H3) with an affinity constant of 63.5 nM as determined in BLI assay (ForteBio Octet Red96e) (QC tested).

Loaded Human FGF19, His Tag (Cat. No. FG9-H51H3) on HIS1K Biosensor, can bind Human FGF R4, Fc Tag (Cat. No. FG4-H5253) with an affinity constant of 16.6 nM as determined in BLI assay (ForteBio Octet Red96e) (Routinely tested).

Background

Fibroblast growth factor (FGF)19 is the first members of a new subfamily of FGFs and could act as hormones. During fetal life, FGF15/19 is involved in organogenesis, affecting the development of the ear, eye, heart, and brain. FGFs–FGFRs are involved in regulation of many biological processes such as embryonic development, cell proliferation, differentiation, and tissue repair. The dysregulation of FGF–FGFR was observed in different types of diseases, disorders, and cancers. Notably, aberrant expression of FGF19/FGFR4 contributes to Hepatocellular Carcinoma progression.

Discounts, Gifts,
and more!



www.acrobiosystems.com