

Human FOLR4 Protein, His Tag (MALS verified)

Catalog # FO4-H52H3



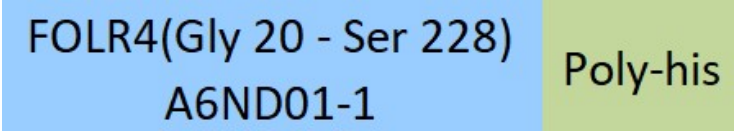
Synonym

folate receptor 4 (delta) homolog (mouse),Folbp3,FOLR4,FR-delta,LOC390243,probable folate receptor delta

Source

Human FOLR4, His Tag(FO4-H52H3) is expressed from human 293 cells (HEK293). It contains AA Gly 20 - Ser 228 (Accession # [A6ND01-1](#)). Predicted N-terminus: Gly 20

Molecular Characterization



This protein carries a polyhistidine tag at the C-terminus.

The protein has a calculated MW of 25.8 kDa. The protein migrates as 30 kDa when calibrated against [Star Ribbon Pre-stained Protein Marker](#) under reducing (R) condition (SDS-PAGE) due to glycosylation.

Endotoxin

Less than 1.0 EU per µg by the LAL method / rFC method.

Purity

>95% as determined by SDS-PAGE.

Formulation

Lyophilized from 0.22 µm filtered solution in 50 mM Tris, 100 mM Glycine, 500 mM NaCl, pH7.5 with trehalose as protectant.

Contact us for customized product form or formulation.

Reconstitution

Please see Certificate of Analysis for specific instructions.

*For best performance, we strongly recommend you to follow the reconstitution protocol provided in the CoA.*

Storage

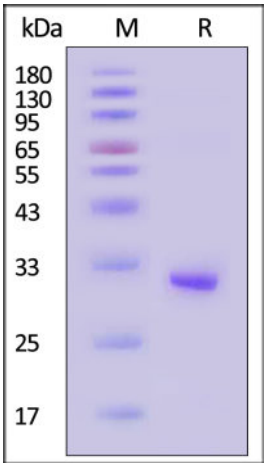
For long term storage, the product should be stored at lyophilized state at -20°C or lower.

*Please avoid repeated freeze-thaw cycles.*

This product is stable after storage at:

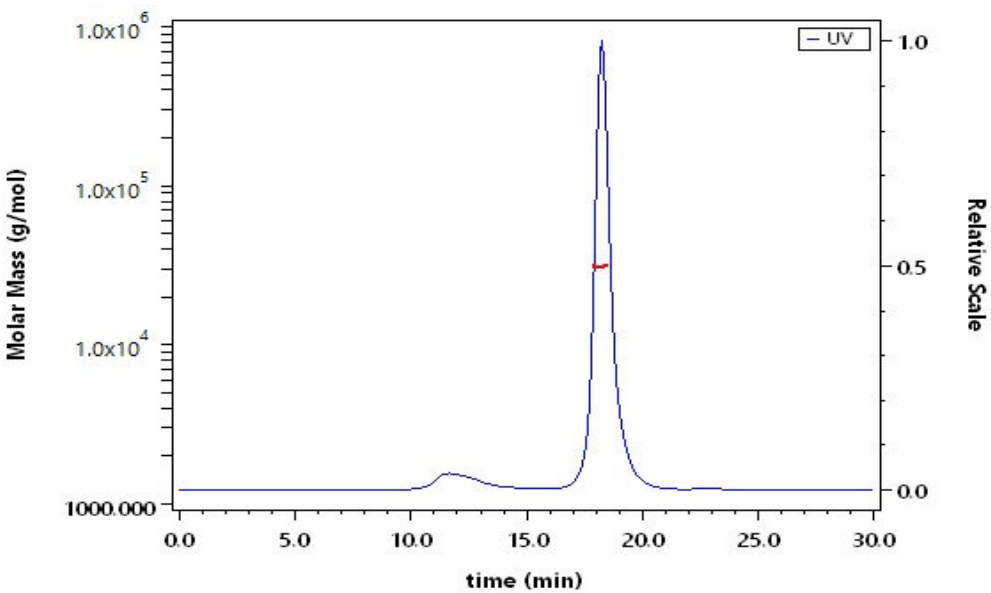
- 20°C to -70°C for 12 months in lyophilized state;
- 70°C for 3 months under sterile conditions after reconstitution.

SDS-PAGE



Human FOLR4, His Tag on SDS-PAGE under reducing (R) condition. The gel was stained with Coomassie Blue. The purity of the protein is greater than 95% (With [Star Ribbon Pre-stained Protein Marker](#)).

SEC-MALS



The purity of Human FOLR4, His Tag (Cat. No. FO4-H52H3) is more than 85% and the molecular weight of this protein is around 24-36 kDa verified by SEC-MALS.

[Report](#)

Background



Human FOLR4 Protein, His Tag (MALS verified)

Catalog # FO4-H52H3



FOLR4, also know as Sperm-egg fusion protein Juno(IZUMO1R) is receptor for IZUMO1 present at the cell surface of oocytes (oolemma), which is essential for species-specific gamete recognition and fertilization. The IZUMO1:IZUMO1R/JUNO interaction is a necessary adhesion event between sperm and egg that is required for fertilization but is not sufficient for cell fusion. The ligand-receptor interaction probably does not act as a membrane 'fusogen'. Does not bind folate.

