

Synonym

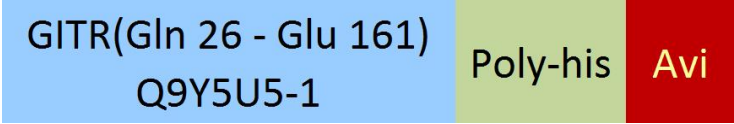
AITR,GITR,TNFRSF18,CD357

Source

Biotinylated Human GITR Protein, His,Avitag(GIR-H82E1) is expressed from human 293 cells (HEK293). It contains AA Gln 26 - Glu 161 (Accession # [Q9Y5U5-1](#)).

Predicted N-terminus: Gln 26

Molecular Characterization



This protein carries a polyhistidine tag at the C-terminus, followed by an Avi tag (Avitag™).

The protein has a calculated MW of 18.1 kDa. The protein migrates as 22-26 kDa under reducing (R) condition (SDS-PAGE) due to glycosylation.

Labeling

*Biotinylation of this product is performed using Avitag™ technology. Briefly, the single lysine residue in the Avitag is enzymatically labeled with biotin.*

Protein Ratio

Passed as determined by the HABA assay / binding ELISA.

Purity

>90% as determined by SDS-PAGE.

>95% as determined by SEC-MALS.

Formulation

Lyophilized from 0.22 µm filtered solution in PBS, pH7.4 with trehalose as protectant.

Contact us for customized product form or formulation.

Reconstitution

Please see Certificate of Analysis for specific instructions.

*For best performance, we strongly recommend you to follow the reconstitution protocol provided in the CoA.*

Storage


For long term storage, the product should be stored at lyophilized state at -20°C or lower.

*Please avoid repeated freeze-thaw cycles.*

This product is stable after storage at:

- -20°C to -70°C for 12 months in lyophilized state;
- -70°C for 3 months under sterile conditions after reconstitution.

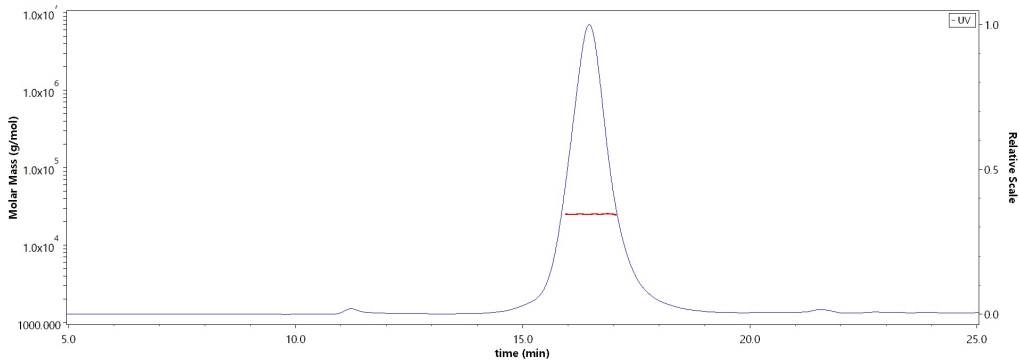
SDS-PAGE



Biotinylated Human GITR Protein, His,Avitag on SDS-PAGE under reducing (R) condition. The gel was stained with Coomassie Blue. The purity of the protein is greater than 90%.

Bioactivity-ELISA

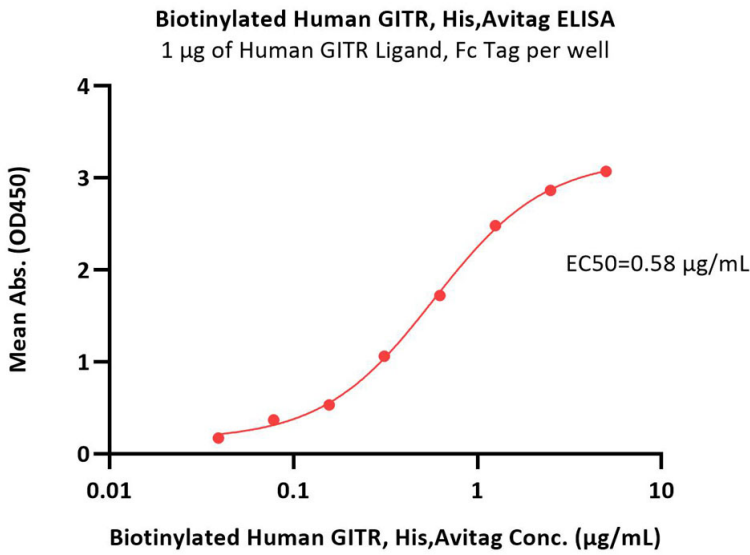
SEC-MALS



The purity of Biotinylated Human GITR Protein, His,Avitag (Cat. No. GIR-H82E1) is more than 95% and the molecular weight of this protein is around 20-30 kDa verified by SEC-MALS.

[Report](#)





Immobilized Human GITR Ligand, Fc Tag at 10 µg/mL (100 µL/well) can bind Biotinylated Human GITR, His,Avi tag™ (Cat. No. GIR-H82E1) with a linear range of 0.039-0.625 µg/mL (QC tested).

Background

Glucocorticoid-induced TNFR-related protein (GITR) is also known as Tumor necrosis factor receptor superfamily member 18 (TNFRSF18), activation-inducible TNFR family receptor (AITR), CD antigen CD357, which is a member of the tumor necrosis factor receptor (TNF-R) superfamily. GITR is receptor for TNFSF18, which seems to be involved in interactions between activated T-lymphocytes and endothelial cells and in the regulation of T-cell receptor-mediated cell death. GITR also mediated NF-kappa-B activation via the TRAF2/NIK pathway.

