

Human GPR56 Full Length Protein (VLP)

Catalog # GP6-H52P7



Synonym

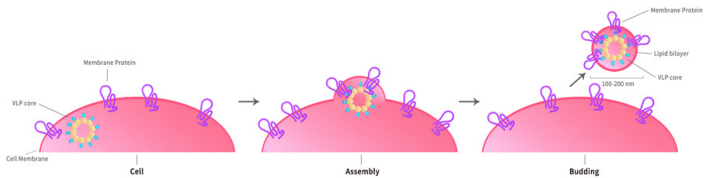
BFPP, BPPR, GPR56, TM7LN4, TM7XN1

Source

Human GPR56 Full Length Protein-VLP(GP6-H52P7) is expressed from human 293 cells (HEK293). It contains AA Arg 26 - Ile 693 (Accession # [Q9Y653-1](#)). Predicted N-terminus: Arg 26

Molecular Characterization

Virus-like particles(VLPs) are formed by self-assembly of envelop/capsid proteins from viruses. Membrane Proteins can be constituted in-situ with VLPs produced from HEK293 cell cultures. These VLPs concentrate conformationally intact membrane proteins directly on the cell surface and produce soluble, high-concentration proteins perfect for immunization and antibody screening.



The VLPs provide the display of properly folded membrane proteins in their native cellular membrane in a compact size of 100~300 nm diameter (similar to the size of most viruses) making it optimal targets for dendritic cells in vivo and surface attachment for phage display.

Endotoxin

Less than 1.0 EU per µg by the LAL method / rFC method.  
\*The isotype control of empty/mock VLP (Cat. No. [VLP-N5213](#)) is sold separately and not included in protein, you can follow [this link](#) for product information.

Formulation

*The VLPs are highly immunogenic, so the immunization strategy should be optimized (antigen dose, regimen and adjuvant).*

Supplied as 0.2 µm filtered solution in PBS, Arginine, pH7.4 with trehalose as protectant.

Contact us for customized product form or formulation.

Shipping

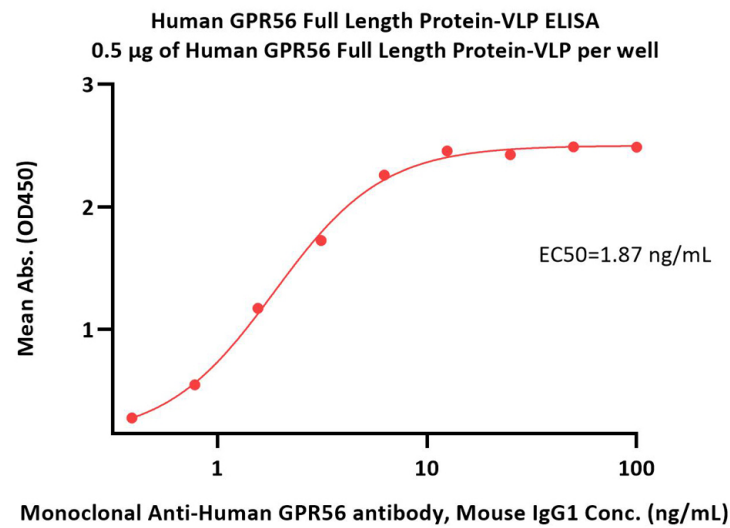
*This product is supplied and shipped with dry ice, please inquire the shipping cost.*

Storage

*Please avoid repeated freeze-thaw cycles.*

- This product is stable after storage at:
- The product MUST be stored at -70°C or lower upon receipt;
  - -70°C for 12 months under sterile conditions.

Bioactivity-ELISA



Immobilized Human GPR56 Full Length Protein-VLP (Cat. No. GP6-H52P7) at 5 µg/mL (100 µL/well) can bind Monoclonal Anti-Human GPR56 antibody, Mouse IgG1 with a linear range of 0.4-6 ng/mL (QC tested).

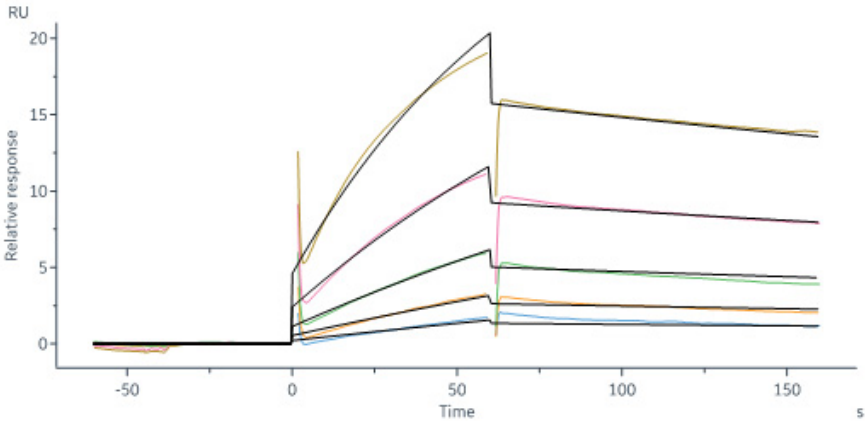


Human GPR56 Full Length Protein (VLP)

Catalog # GP6-H52P7



Bioactivity-SPR



Human GPR56 Full Length Protein-VLP (Cat. No. GP6-H52P7) captured on CM5 Chip via Anti-Human GPR56 antibody can bind Anti-Human GPR56 with an affinity constant of 15.7 nM as determined in a SPR assay (Biacore 8K) (Routinely tested).

Background

This gene encodes a member of the G protein-coupled receptor family and regulates brain cortical patterning. The encoded protein binds specifically to transglutaminase 2, a component of tissue and tumor stroma implicated as an inhibitor of tumor progression. Mutations in this gene are associated with a brain malformation known as bilateral frontoparietal polymicrogyria. Alternative splicing results in multiple transcript variants. [provided by RefSeq, Feb 2014]

Discounts, Gifts,  
and more!

