

Mouse GUCY2C / Guanylyl cyclase C Protein, His Tag (MALS verified)

Catalog # GUC-M52H3



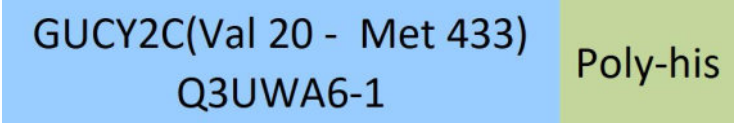
Synonym

GUCY2C,GUC2C,STAR,STA receptor,hSTAR,GC-C

Source

Mouse GUCY2C, His Tag(GUC-M52H3) is expressed from human 293 cells (HEK293). It contains AA Val 20 - Met 433 (Accession # [Q3UWA6-1](#)).
Predicted N-terminus: Val 20

Molecular Characterization



This protein carries a polyhistidine tag at the C-terminus.
The protein has a calculated MW of 49.0 kDa. The protein migrates as 65-95 kD when calibrated against [Star Ribbon Pre-stained Protein Marker](#) under reducing (R) condition (SDS-PAGE) due to glycosylation.

Endotoxin

Less than 1.0 EU per µg by the LAL method / rFC method.

Purity

>90% as determined by SDS-PAGE.

Formulation

Lyophilized from 0.22 µm filtered solution in PBS, pH7.4 with trehalose as protectant.

Contact us for customized product form or formulation.

Reconstitution

Please see Certificate of Analysis for specific instructions.

For best performance, we strongly recommend you to follow the reconstitution protocol provided in the CoA.

Storage

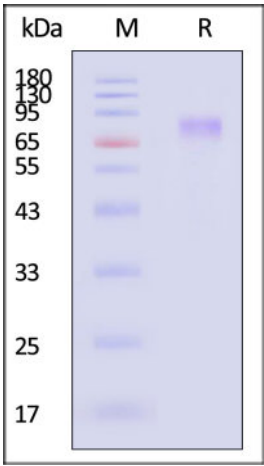
For long term storage, the product should be stored at lyophilized state at -20°C or lower.

Please avoid repeated freeze-thaw cycles.

This product is stable after storage at:

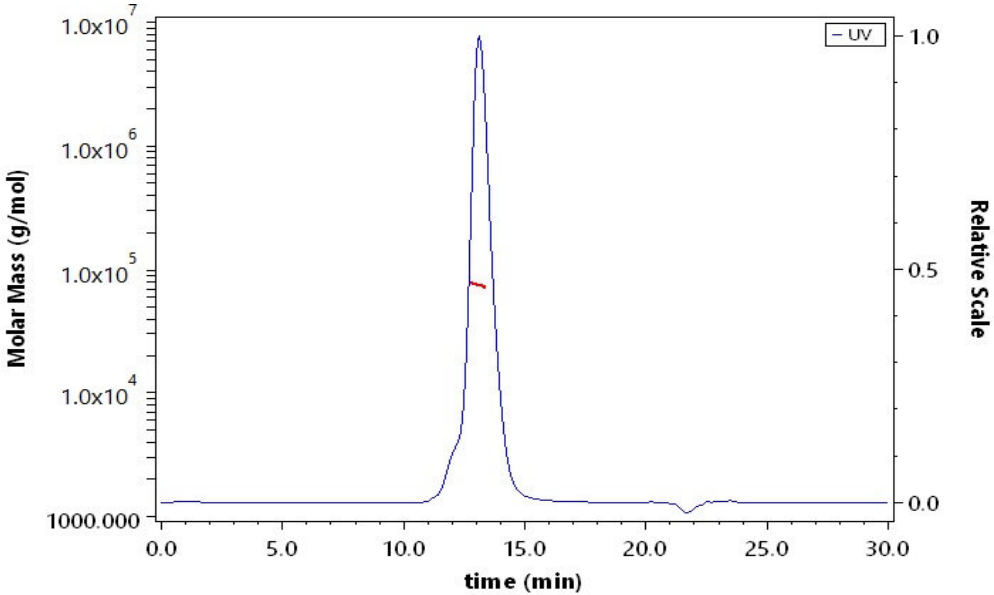
- 20°C to -70°C for 12 months in lyophilized state;
- 70°C for 3 months under sterile conditions after reconstitution.

SDS-PAGE



Mouse GUCY2C, His Tag on SDS-PAGE under reducing (R) condition. The gel was stained with Coomassie Blue. The purity of the protein is greater than 90% (With [Star Ribbon Pre-stained Protein Marker](#)).

SEC-MALS



The purity of Mouse GUCY2C, His Tag (Cat. No. GUC-M52H3) is more than 85% and the molecular weight of this protein is around 70-85 kDa verified by SEC-MALS.

[Report](#)

Background



Mouse GUCY2C / Guanylyl cyclase C Protein, His Tag (MALS verified)

Catalog # GUC-M52H3



GUCY2C (Guanylyl Cyclase C), also known as heat-stable enterotoxin receptor, is a type I transmembrane protein of the guanylate cyclase (gc) family that signal by producing cGMP. Guanylate cyclase C (GUCY2C) and its hormones guanylin and uroguanylin have recently emerged as one paracrine axis defending intestinal mucosal integrity against mutational, chemical, and inflammatory injury. GUCY2C murine CAR-T cells recognized and killed human colorectal cancer cells endogenously expressing GUCY2C. Thus, we have identified a human GUCY2C-specific CAR-T cell therapy approach that may be developed for the treatment of GUCY2C-expressing metastatic colorectal cancer.

