



Source

Monoclonal Anti-Influenza A [A/guinea fowl/Hong Kong/WF10/99(H9N2)] HA Antibody, Human IgG1 (9C1) is a chimeric monoclonal antibody recombinantly expressed from HEK293, which combines the variable region of a mouse monoclonal antibody with Human constant domain.

Clone

9C1

Isotype

Human IgG1 | Human Kappa

Conjugate

Unconjugated

Antibody Type

Recombinant Monoclonal

Reactivity

Virus

Immunogen

Recombinant Influenza A [A/guinea fowl/Hong Kong/WF10/99(H9N2)] Hemagglutinin (HA) Protein is expressed from human 293 cells

Specificity

This product is a specific antibody specifically reacts with Influenza A [A/guinea fowl/Hong Kong/WF10/99(H9N2)] Hemagglutinin (HA) and HA1.

Application

| Application | Recommended Usage |
|-------------|-------------------|
| ELISA | 0.1-8 ng/mL |

Cross Verification

This product No cross-reactivity in ELISA with
Influenza A [A/Shanghai/2/2013(H7N9)] HA, Fc Tag (Cat. No. HA9-V5253).
Influenza A [A/Hong Kong/483/97 (H5N1)] HA, His Tag (Cat. No. HA1-V5229).
Influenza A [A/Wisconsin/588/2019 (H1N1)] HA, His Tag (Cat. No. HA1-V52H3).
Influenza A [A/Bangkok/1/1979 (H3N2)] HA, His Tag (Cat. No. HA2-V52H3).
Influenza A [A/Darwin/6/2021 (H3N2)] HA Protein, His Tag (Cat. No. HA2-V52H5).
Influenza A [Sydney/5/2021 (H1N1)] HA Protein, His Tag (Cat. No. HA1-V52H4).
Influenza B [Austria/1359417/2021 (B/Victoria lineage)] Hemagglutinin (HA) Protein, His Tag (Cat. No. HAE-V52H3).
Influenza B [Phuket/3073/2013 (B/Yamagata lineage)] HA Protein, His Tag (Cat. No. HAE-V52H4).
Influenza A [A/Darwin/9/2021 (H3N2)] HA Protein, His Tag (Cat. No. HA2-V52H6).

Purity

>90% as determined by SDS-PAGE.
>90% as determined by SEC-MALS.

Purification

Protein A purified / Protein G purified

Formulation

Lyophilized from 0.22 µm filtered solution in PBS, pH7.4 with trehalose as protectant.
Contact us for customized product form or formulation.

Reconstitution

Please see Certificate of Analysis for specific instructions.
For best performance, we strongly recommend you to follow the reconstitution protocol provided in the CoA.

Storage

For long term storage, the product should be stored at lyophilized state at -20°C or lower.
Please avoid repeated freeze-thaw cycles.
This product is stable after storage at:
• -20°C to -70°C for 12 months in lyophilized state;
• -70°C for 3 months under sterile conditions after reconstitution.



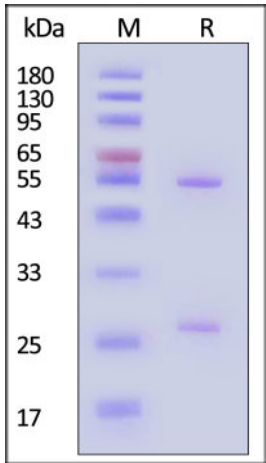
Monoclonal Anti-Influenza A [A/guinea fowl/Hong Kong/WF10/99(H9N2)] HA Antibody, Human IgG1 (9C1) (MALS verified)

Catalog # HA2-M696



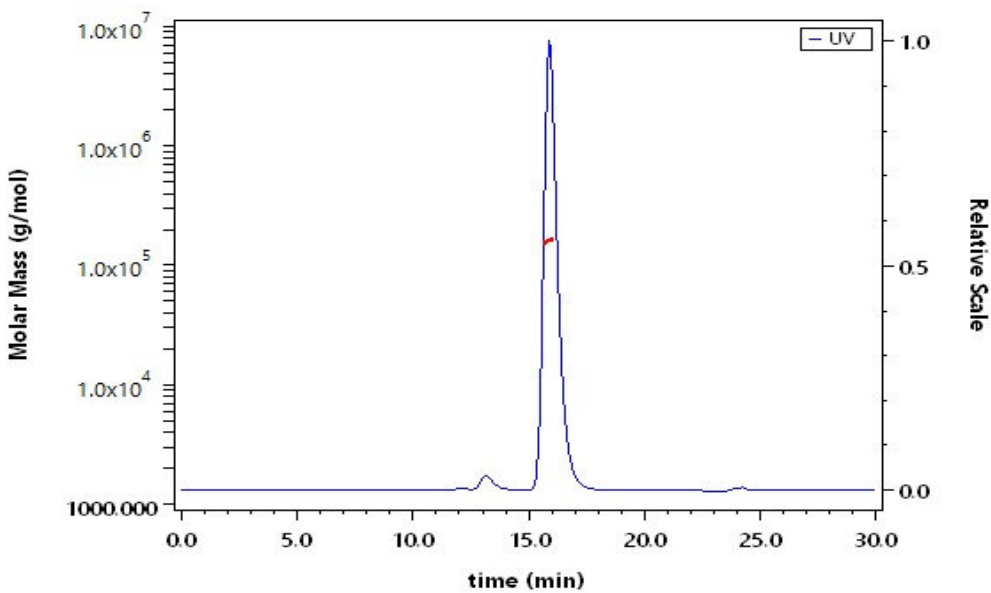
- Influenza A [A/Victoria/2570/2019] Hemagglutinin (HA) Protein, His Tag (Cat. No. HA1-V52H6).
- Influenza A (A/Shanghai/02/2013(H7N9)) Hemagglutinin (HA) Protein, His Tag (Cat. No. HA9-V52H3).
- Influenza A [Victoria/4897/2022] Hemagglutinin (HA) Protein, His Tag (Cat. No. HA1-V52H8).
- Influenza A (turkey/Germany-MV/R2472/2014(H5N8)) HA Protein, His Tag (Cat. No. HA8-V52H3).
- Influenza A (Guangdong/18SF020(H5N6)) Hemagglutinin (HA) Protein, His Tag (Cat. No. HA6-V52H3).
- Influenza A (Vietnam/1194/2004(H5N1)) Hemagglutinin (HA) Protein, His Tag (Cat. No. HA1-V52H9).
- Influenza A [Wisconsin/67/2022] Hemagglutinin (HA) Protein, His Tag (Cat. No. HA1-V52H7).
- Influenza A Virus (A/District of Columbia/27/2023) HA (H3N2) Protein, His Tag (Cat. No. H32-V52H5).
- Influenza A Virus (A/Croatia/10136RV/2023) HA (H3N2) Protein, His Tag (Cat. No. H32-V52H4).

SDS-PAGE



Monoclonal Anti-Influenza A [A/guinea fowl/Hong Kong/WF10/99(H9N2)] HA Antibody, Human IgG1 (9C1) on SDS-PAGE under reducing (R) condition. The gel was stained with Coomassie Blue. The purity of the protein is greater than 90% (With [Star Ribbon Pre-stained Protein Marker](#)).

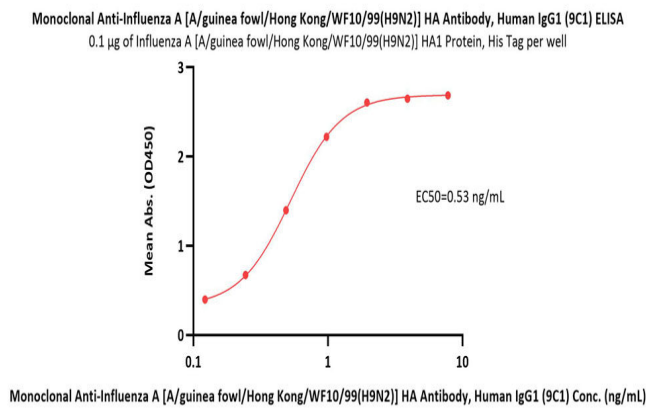
SEC-MALS



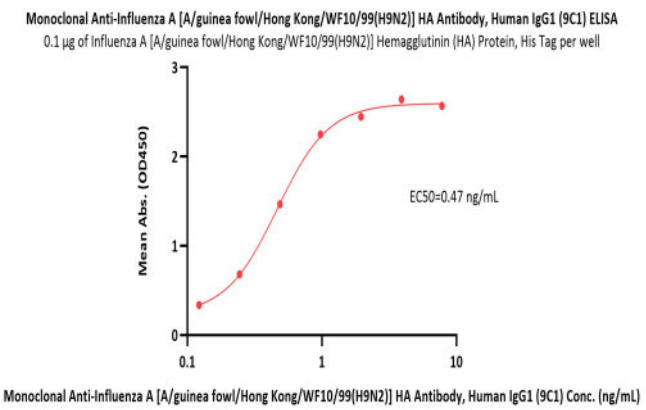
The purity of Monoclonal Anti-Influenza A [A/guinea fowl/Hong Kong/WF10/99(H9N2)] HA Antibody, Human IgG1 (9C1) (Cat. No. HA2-M696) is more than 90% and the molecular weight of this protein is around 135-165 kDa verified by SEC-MALS.

[Report](#)

Bioactivity-ELISA



Immobilized Influenza A [A/guinea fowl/Hong Kong/WF10/99(H9N2)] HA1 Protein, His Tag (Cat. No. HA1-V52H5) at 1 µg/mL (100 µL/well) can bind Monoclonal Anti-Influenza A [A/guinea fowl/Hong Kong/WF10/99(H9N2)] HA Antibody, Human IgG1 (9C1) (Cat. No. HA2-M696) with a linear range of 0.1-1 ng/mL (QC tested).



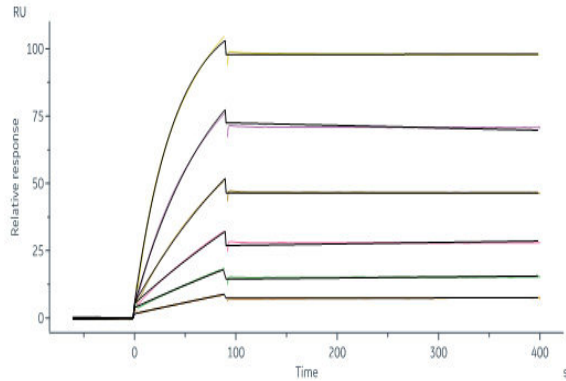
Immobilized Influenza A [A/guinea fowl/Hong Kong/WF10/99(H9N2)] Hemagglutinin (HA) Protein, His Tag (Cat. No. HA2-V52H7) at 1 µg/mL (100 µL/well) can bind Monoclonal Anti-Influenza A [A/guinea fowl/Hong Kong/WF10/99(H9N2)] HA Antibody, Human IgG1 (9C1) (Cat. No. HA2-M696) with a linear range of 0.1-1 ng/mL (QC tested).

Bioactivity-SPR



Monoclonal Anti-Influenza A [A/guinea fowl/Hong Kong/WF10/99(H9N2)] HA Antibody, Human IgG1 (9C1) (MALS verified)

Catalog # HA2-M696



Monoclonal Anti-Influenza A [A/guinea fowl/Hong Kong/WF10/99(H9N2)] HA Antibody, Human IgG1 (9C1) (Cat. No. HA2-M696) captured on Protein A Chip can bind Influenza A [A/guinea fowl/Hong Kong/WF10/99(H9N2)] Hemagglutinin (HA) Protein, His Tag (Cat. No. HA2-V52H7) with an affinity constant of 0.103 nM as determined in a SPR assay (Biacore 8K) (Routinely tested).

Background

Neuraminidase (NA) and hemagglutinin (HA) are major membrane glycoproteins found on the surface of influenza virus. Hemagglutinin binds to the sialic acid-containing receptors on the surface of host cells during initial infection and at the end of an infectious cycle. Hemagglutinin also plays a major role in the determination of host range restriction and virulence. As a class I viral fusion protein, hemagglutinin is responsible for penetration of the virus into the cell cytoplasm by mediating the fusion of the membrane of the endocytosed virus particle with the endosomal membrane.

