



Source

Monoclonal Anti-gC-HSV-2 (strain 333) Antibody, Mouse IgG1 (3A12) is a Mouse monoclonal antibody produced from a hybridoma created by fusing SP2/0 myeloma and Mouse B-lymphocytes.

Clone

3A12

Species

Mouse

Isotype

Mouse IgG1 | Mouse Kappa

Conjugate

Unconjugated

Antibody Type

Hybridoma Monoclonal

Reactivity

Virus

Immunogen

Recombinant HSV-2 (strain 333) Envelope Glycoprotein C (gC) derived from human 293 cells

Specificity

This product is a specific antibody specifically reacts with Glycoprotein C/gC (HSV).

Application

Application	Recommended Usage
ELISA	0.2-100 ng/mL

Purity

>95% as determined by SDS-PAGE.

>90% as determined by SEC-MALS.

Purification

Protein A purified / Protein G purified

Formulation

Lyophilized from 0.22 µm filtered solution in PBS, pH7.4 with trehalose as protectant.

Contact us for customized product form or formulation.

Reconstitution

Please see Certificate of Analysis for specific instructions.

For best performance, we strongly recommend you to follow the reconstitution protocol provided in the CoA.

Storage

For long term storage, the product should be stored at lyophilized state at -20°C or lower.

Please avoid repeated freeze-thaw cycles.

This product is stable after storage at:

- 20°C to -70°C for 12 months in lyophilized state;
- 70°C for 3 months under sterile conditions after reconstitution.

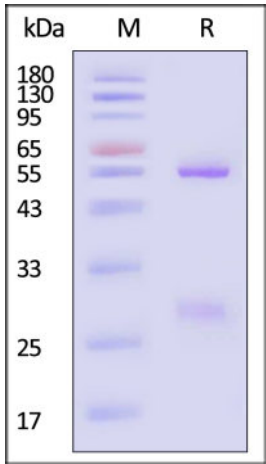
SDS-PAGE

SEC-MALS

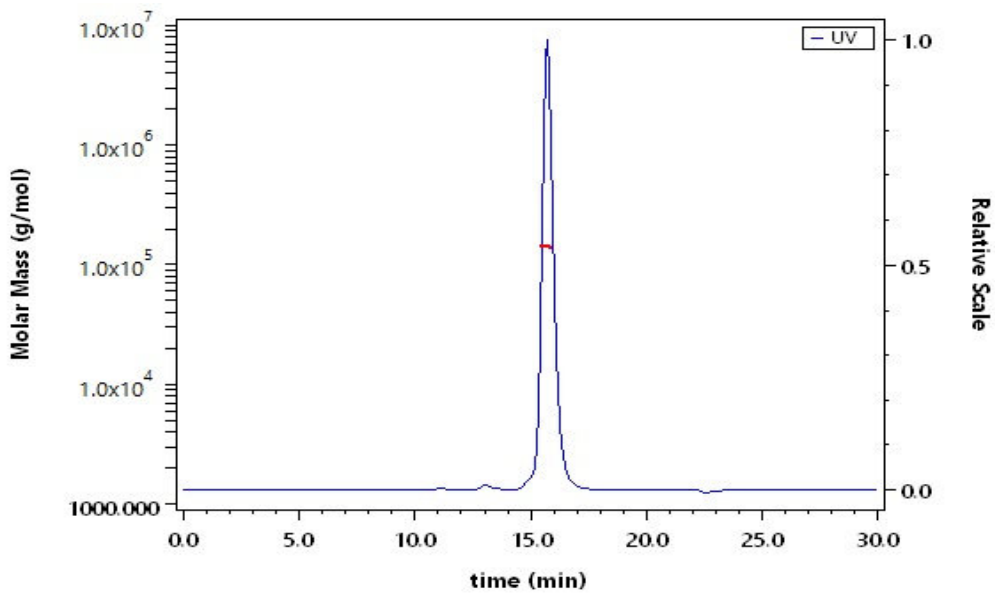


Monoclonal Anti-gC-HSV-2 (strain 333) Antibody, Mouse IgG1 (3A12) (MALS verified)

Catalog # HSV-Y184

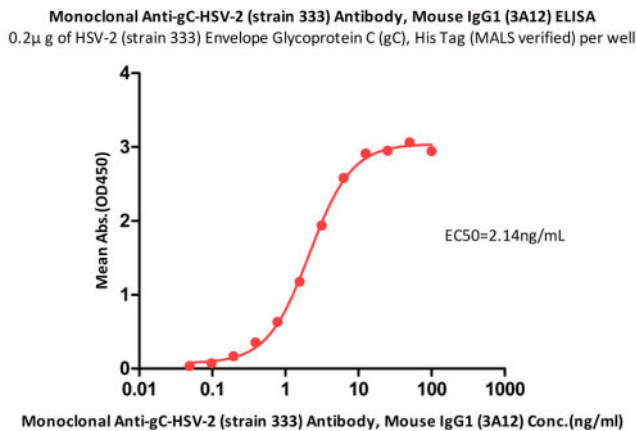


Monoclonal Anti-gC-HSV-2 (strain 333) Antibody, Mouse IgG1 (3A12) on SDS-PAGE under reducing (R) condition. The gel was stained with Coomassie Blue. The purity of the protein is greater than 95% (With [Star Ribbon Pre-stained Protein Marker](#)).



The purity of Monoclonal Anti-gC-HSV-2 (strain 333) Antibody, Mouse IgG1 (3A12) (Cat. No. HSV-Y184) is more than 90% and the molecular weight of this protein is around 135-165 kDa verified by SEC-MALS. [Report](#)

Bioactivity-ELISA



Immobilized HSV-2 (strain 333) Envelope Glycoprotein C (gC), His Tag (MALS verified) (Cat. No. GLC-V52H3) at 2 µg/mL (100 µL/well) can bind Monoclonal Anti-gC-HSV-2 (strain 333) Antibody, Mouse IgG1 (3A12) (Cat. No. HSV-Y184) with a linear range of 0.098-6.25 ng/mL (QC tested).

Background

Herpesvirus infections are widely spread throughout the world population. Herpes simplex virus (HSV) belongs to the α -herpesvirus subfamily. There are two main types of HSV, HSV-1 and HSV-2, which infect humans. HSV-2 mainly causes genital lesions, whereas HSV-1 is involved in both oral and genital infections. Glycoprotein C (gC) is a structural component of the herpes simplex virus type 2 (HSV-2) envelope that mediates binding of the virus to cell surface heparan sulfate or chondroitin sulfate. Also plays a role in host immune evasion by inhibiting the host complement cascade activation (By similarity).

Discounts, Gifts,
and more!

