

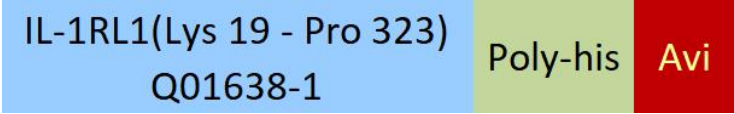
Synonym

IL1RL1,DER4,FIT-1,IL33R,ST2,ST2L,ST2V,T1

Source

Biotinylated Human IL-1RL1, His,Avitag(IL1-H82E9) is expressed from human 293 cells (HEK293). It contains AA Lys 19 - Pro 323 (Accession # [Q01638-1](#)).
Predicted N-terminus: Lys 19

Molecular Characterization



This protein carries a polyhistidine tag at the C-terminus, followed by an Avi tag (Avitag™).

The protein has a calculated MW of 38.0 kDa. The protein migrates as 60-66 kDa under reducing (R) condition (SDS-PAGE) due to glycosylation.

Labeling

Biotinylation of this product is performed using Avitag™ technology. Briefly, the single lysine residue in the Avitag is enzymatically labeled with biotin.

Protein Ratio

Passed as determined by the HABA assay / binding ELISA.

Purity

>95% as determined by SDS-PAGE.

>90% as determined by SEC-MALS.

Formulation

Lyophilized from 0.22 µm filtered solution in PBS, pH7.4 with trehalose as protectant.

Contact us for customized product form or formulation.

Reconstitution

Please see Certificate of Analysis for specific instructions.

For best performance, we strongly recommend you to follow the reconstitution protocol provided in the CoA.

Storage

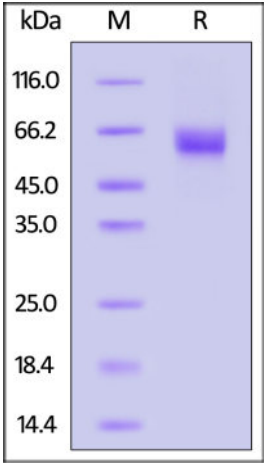
For long term storage, the product should be stored at lyophilized state at -20°C or lower.

Please avoid repeated freeze-thaw cycles.

This product is stable after storage at:

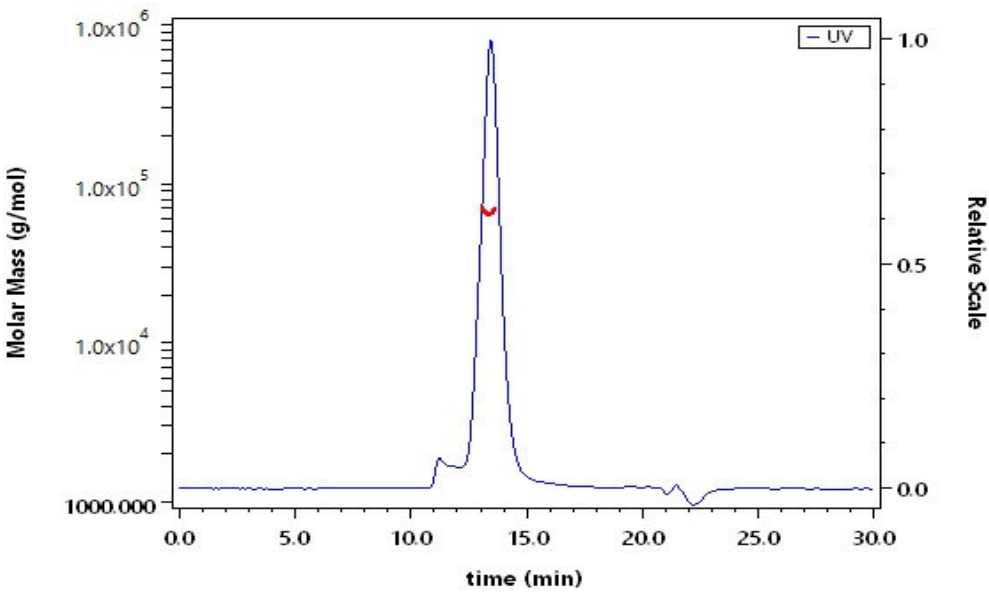
- 20°C to -70°C for 12 months in lyophilized state;
- 70°C for 3 months under sterile conditions after reconstitution.

SDS-PAGE



Biotinylated Human IL-1RL1, His,Avitag on SDS-PAGE under reducing (R) condition. The gel was stained with Coomassie Blue. The purity of the protein is greater than 95%.

SEC-MALS

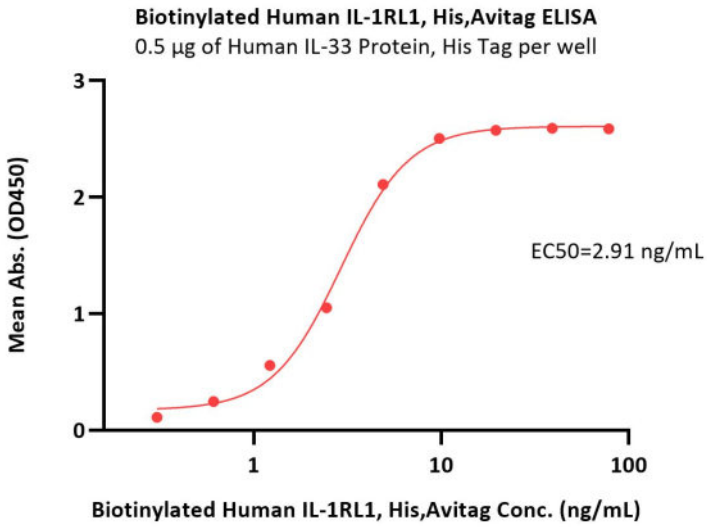


The purity of Biotinylated Human IL-1RL1, His,Avitag (Cat. No. IL1-H82E9) is more than 90% and the molecular weight of this protein is around 58-70 kDa verified by SEC-MALS.

[Report](#)

Bioactivity-ELISA





Immobilized Human IL-33 Protein, His Tag (Cat. No. IL3-H52H7) at 5 µg/mL (100 µL/well) can bind Biotinylated Human IL-1RL1, His,Avitag (Cat. No. IL1-H82E9) with a linear range of 0.3-10 ng/mL (QC tested).

Background

Interleukin 1 receptor-like 1 (IL1RL1) is also known as ST2, DER4, FIT-1, IL33R, ST2L, ST2V, which belongs to the interleukin-1 receptor family. IL1RL1 contains three Ig-like C2-type (immunoglobulin-like) domains and one TIR domain. IL1RL1 is receptor for interleukin-33 (IL-33), its stimulation recruits MYD88, IRAK1, IRAK4, and TRAF6, followed by phosphorylation of MAPK3/ERK1 and/or MAPK1/ERK2, MAPK14, and MAPK8. IL1RL1 possibly involved in helper T-cell function. IL1RL1 can interact with MYD88, IRAK1, IRAK4, and TRAF6.

