



Synonym

IL2RA,CD25,p55,IL2-RA,IL-2-RA

Source

Biotinylated Human IL-2 R alpha, Fc,Avitag(ILA-H82F9) is expressed from human 293 cells (HEK293). It contains AA Glu 22 - Cys 213 (Accession # [P01589-1](#)).  
Predicted N-terminus: Glu 22

Molecular Characterization

|  |                                 |     |
|--|---------------------------------|-----|
| IL-2 R alpha(Glu 22 - Cys 213)<br>P01589-1 | Fc(Pro 100 - Lys 330)<br>P01857 | Avi |
|--|---------------------------------|-----|

This protein carries a human IgG1 Fc tag at the C-terminus, followed by an Avi tag (Avitag™).  
The protein has a calculated MW of 49.9 kDa. The protein migrates as 60-66 kDa under reducing (R) condition (SDS-PAGE) due to glycosylation.

Labeling

*Biotinylation of this product is performed using Avitag™ technology. Briefly, the single lysine residue in the Avitag is enzymatically labeled with biotin.*

Protein Ratio

Passed as determined by the HABA assay / binding ELISA.

Purity

>95% as determined by SDS-PAGE.

Formulation

Lyophilized from 0.22 µm filtered solution in 50 mM Tris, 100 mM Glycine, 25 mM Arginine, 150 mM NaCl, pH7.5 with trehalose as protectant.  
Contact us for customized product form or formulation.

Reconstitution


Please see Certificate of Analysis for specific instructions.  
*For best performance, we strongly recommend you to follow the reconstitution protocol provided in the CoA.*

Storage

For long term storage, the product should be stored at lyophilized state at -20°C or lower.  
*Please avoid repeated freeze-thaw cycles.*  
This product is stable after storage at:

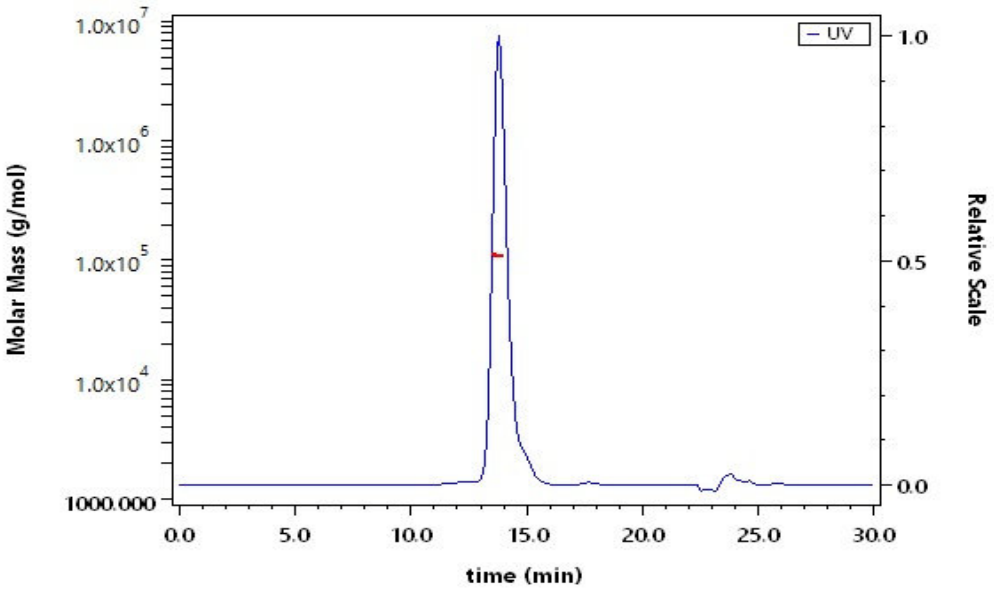
- 20°C to -70°C for 12 months in lyophilized state;
- 70°C for 3 months under sterile conditions after reconstitution.

SDS-PAGE



Biotinylated Human IL-2 R alpha, Fc,Avitag on SDS-PAGE under reducing (R) condition. The gel was stained with Coomassie Blue. The purity of the protein is greater than 95%.

SEC-MALS

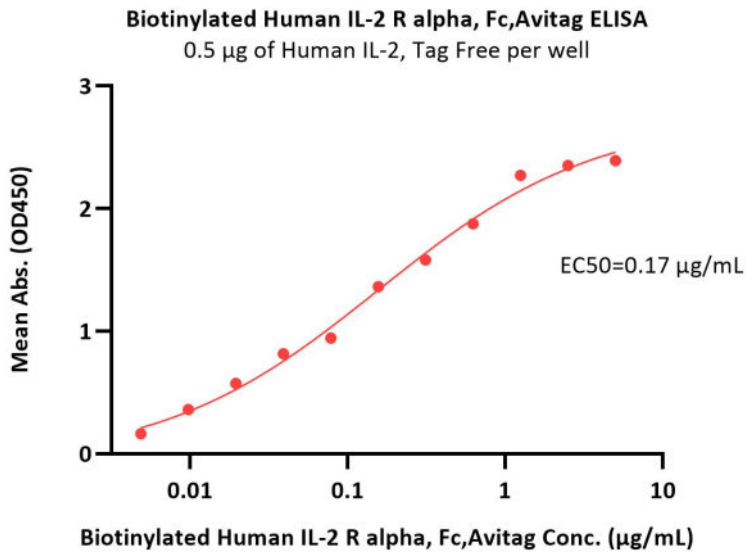


The purity of Biotinylated Human IL-2 R alpha, Fc,Avitag (Cat. No. ILA-H82F9) is more than 85% and the molecular weight of this protein is around 116-142 kDa verified by SEC-MALS.

[Report](#)

Bioactivity-ELISA





Immobilized Human IL-2, Tag Free at 5 µg/mL (100 µL/well) can bind Biotinylated Human IL-2 R alpha, Fc,Avitag (Cat. No. ILA-H82F9) with a linear range of 0.005-1.25 µg/mL (QC tested).

Background

Interleukin-2 receptor subunit alpha (IL2RA) is also known as IL-2R subunit alpha, IL-2-RA, IL2-RA, TAC antigen, p55, CD antigen CD25, is a type I transmembrane glycoprotein. IL2RA is expressed on activated T cells and regulatory T cells, and is capable of binding IL2 with low affinity by itself. However, a ligand-induced high affinity heterotrimeric receptor complex is produced when IL2RA is associated non-covalently with the IL2 receptor beta and gamma chain, and subsequently initiates the intracellular signal pathways such as MAPK or JAK/STAT. On dendritic cells (DC), CD25 has been previously regarded as an activation marker, while both murine and human DC can express CD25, they do not express the beta-chain of the IL-2 receptor, which is indispensable for the execution of IL-2 signaling.

