

Synonym

IL-17 RC,IL-17RC,IL17Rhom,IL-17 receptor C,IL-17RL,ZcytoR14

Source

Biotinylated Human IL-17 RC, Fc,Avitag(ILC-H82F9) is expressed from human 293 cells (HEK293). It contains AA Leu 21 - His 465 (Accession # [Q8NAC3-2](#)). Predicted N-terminus: Leu 21

Molecular Characterization

IL-17 RC(Leu 21 - His 465) Q8NAC3-2	Fc(Pro 100 - Lys 330) P01857	Avi
--	---------------------------------	-----

This protein carries a human IgG1 Fc tag at the C-terminus, followed by an Avi tag (Avitag™).

The protein has a calculated MW of 77.6 kDa. The protein migrates as 80-110 kDa under reducing (R) condition (SDS-PAGE) due to glycosylation.

Labeling

Biotinylation of this product is performed using Avitag™ technology. Briefly, the single lysine residue in the Avitag is enzymatically labeled with biotin.

Protein Ratio

Passed as determined by the HABA assay / binding ELISA.

Purity

>95% as determined by SDS-PAGE.

Formulation

Lyophilized from 0.22 µm filtered solution in PBS, pH7.4 with trehalose as protectant.

Contact us for customized product form or formulation.

Reconstitution

Please see Certificate of Analysis for specific instructions.

For best performance, we strongly recommend you to follow the reconstitution protocol provided in the CoA.

Storage


For long term storage, the product should be stored at lyophilized state at -20°C or lower.

Please avoid repeated freeze-thaw cycles.

This product is stable after storage at:

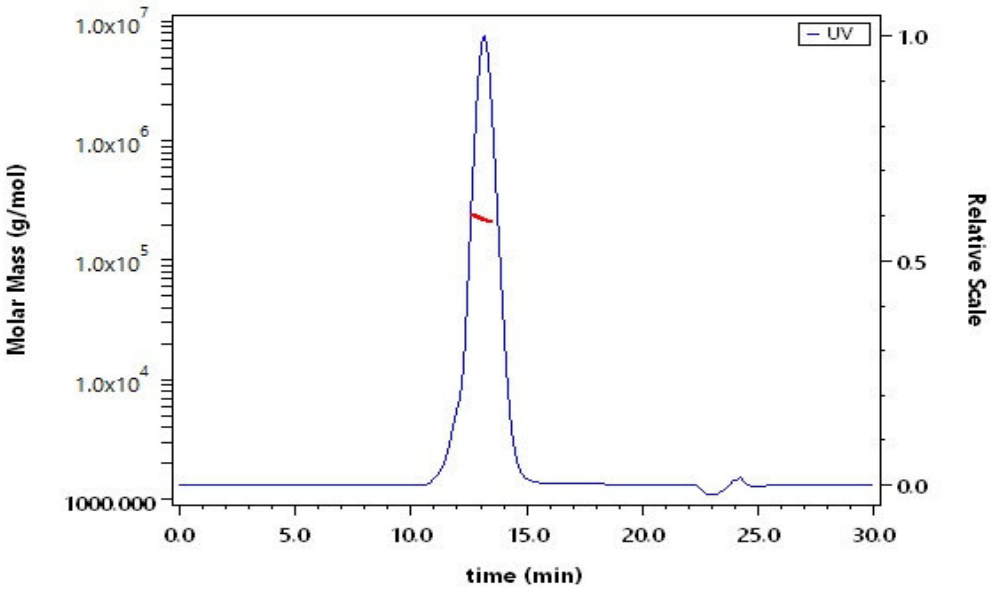
- 20°C to -70°C for 12 months in lyophilized state;
- 70°C for 3 months under sterile conditions after reconstitution.

SDS-PAGE



Biotinylated Human IL-17 RC, Fc,Avitag on SDS-PAGE under reducing (R) condition. The gel was stained with Coomassie Blue. The purity of the protein is greater than 95%.

SEC-MALS



The purity of Biotinylated Human IL-17 RC, Fc,Avitag (Cat. No. ILC-H82F9) is more than 85% and the molecular weight of this protein is around 215-270 kDa verified by SEC-MALS.

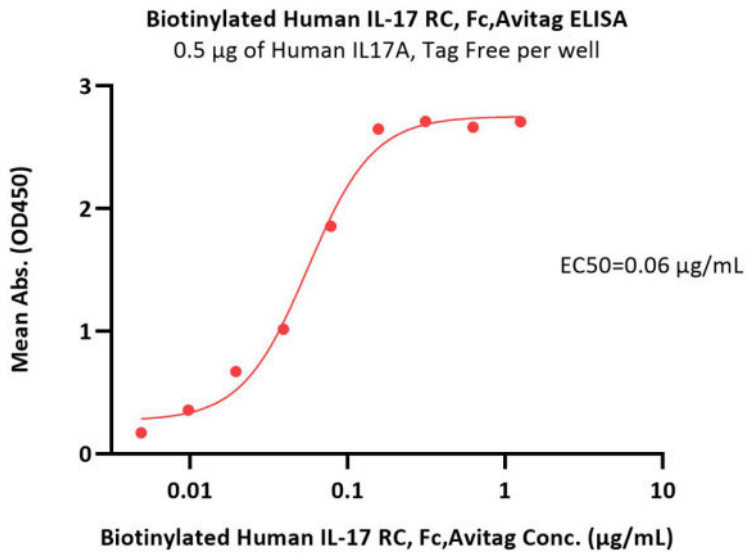
[Report](#)

Bioactivity-ELISA

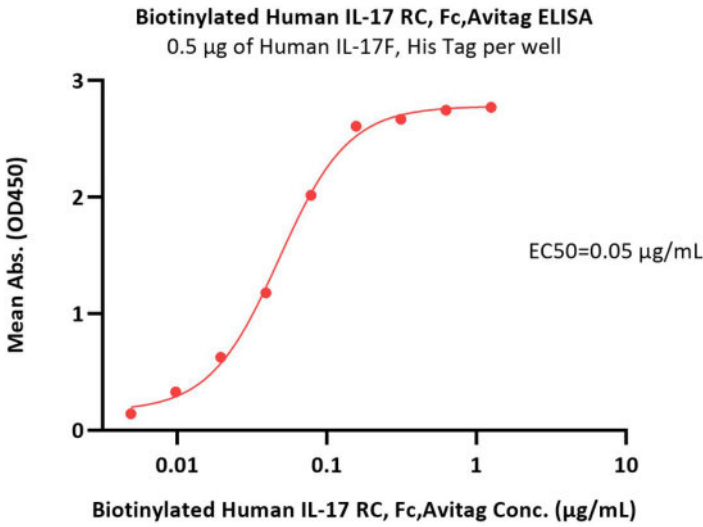


Biotinylated Human IL-17 RC Protein, Fc,Avitag™(MALS verified)

Catalog # ILC-H82F9



Immobilized Human IL17A, Tag Free (Cat. No. ILA-H5219) at 5 µg/mL (100 µL/well) can bind Biotinylated Human IL-17 RC, Fc,Avitag (Cat. No. ILC-H82F9) with a linear range of 0.01-0.156 µg/mL (QC tested).



Immobilized Biotinylated Human IL-17 RC, Fc,Avitag (Cat. No. ILC-H82F9) at 5 µg/mL (100 µL/well) can bind Human IL17A, Tag Free (Cat. No. ILA-H5219) with a linear range of 0.01-0.078 µg/mL (Routinely tested).

Background

Interleukin-17 receptor C (IL-17 RC), also known as IL17Rhom, IL-17RL, is the receptor for IL17A and IL17F homodimers as part of a heterodimeric complex with IL17RA. IL-17A activity is inhibited by IL-17RA, IL-17F is inhibited by IL-17RC, and a combination of soluble IL-17RA/IL-17RC receptors is required for inhibition of the IL-17F/IL-17A activity. Furthermore, activation of IL17RC can lead to the induction of expression of inflammatory chemokines and cytokines such as CXCL1.

