



Synonym

LILRB2,ILT4,LIR2,MIR10,CD85d

Source

Biotinylated Human LILRB2, Fc,Avitag(LI2-H82F5) is expressed from human 293 cells (HEK293). It contains AA Gln 22 - Val 461 (Accession # [AAH36827.1](#)).
Predicted N-terminus: Gln 22

Molecular Characterization

LILRB2(Gln 22 - Val 461) AAH36827.1	Fc(Pro 100 - Lys 330) P01857	Avi
--	---------------------------------	-----

This protein carries a human IgG1 Fc tag at the C-terminus, followed by an Avi tag (Avitag™).
The protein has a calculated MW of 76.2 kDa. The protein migrates as 90-110 kDa under reducing (R) condition (SDS-PAGE) due to glycosylation.

Labeling

Biotinylation of this product is performed using Avitag™ technology. Briefly, the single lysine residue in the Avitag is enzymatically labeled with biotin.

Protein Ratio

Passed as determined by the HABA assay / binding ELISA.

Purity

>95% as determined by SDS-PAGE.
>95% as determined by SEC-MALS.

Formulation

Lyophilized from 0.22 µm filtered solution in Tris with Glycine, Arginine and NaCl, pH7.5 with trehalose as protectant.
Contact us for customized product form or formulation.

Reconstitution


Please see Certificate of Analysis for specific instructions.
For best performance, we strongly recommend you to follow the reconstitution protocol provided in the CoA.

Storage

For long term storage, the product should be stored at lyophilized state at -20°C or lower.
Please avoid repeated freeze-thaw cycles.
This product is stable after storage at:

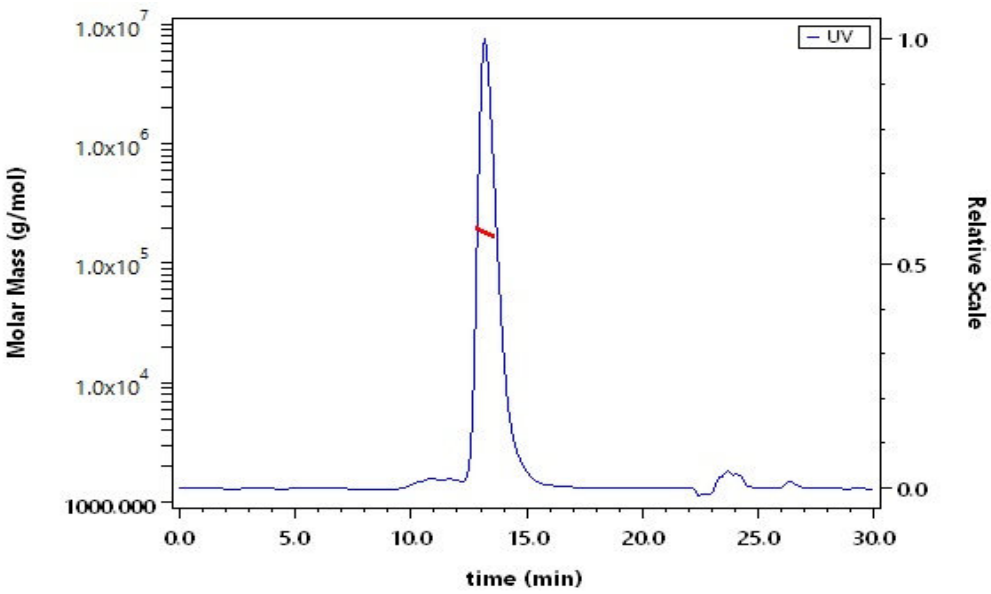
- 20°C to -70°C for 12 months in lyophilized state;
- 70°C for 3 months under sterile conditions after reconstitution.

SDS-PAGE



Biotinylated Human LILRB2, Fc,Avitag on SDS-PAGE under reducing (R) condition. The gel was stained with Coomassie Blue. The purity of the protein is greater than 95%.

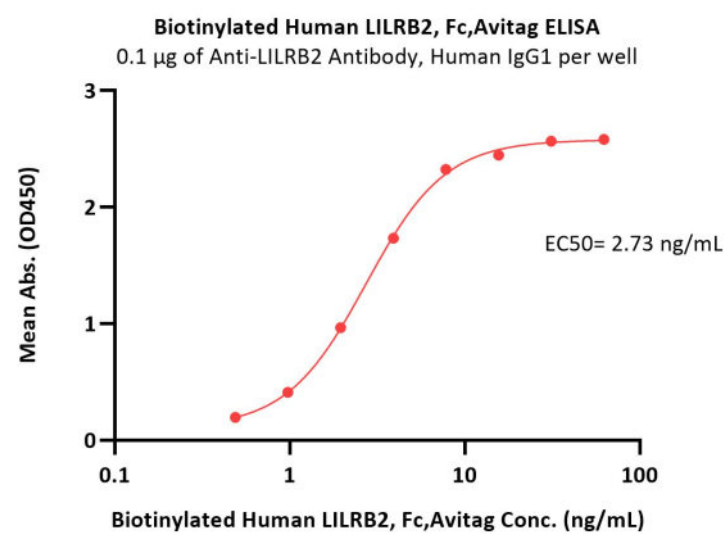
SEC-MALS



The purity of Biotinylated Human LILRB2, Fc,Avitag (Cat. No. LI2-H82F5) is more than 95% and the molecular weight of this protein is around 165-201 kDa verified by SEC-MALS.
[Report](#)

Bioactivity-ELISA





Immobilized Anti-LILRB2 Antibody, Human IgG1 at 1 µg/mL (100 µL/well) can bind Biotinylated Human LILRB2, Fc,Avitag (Cat. No. LI2-H82F5) with a linear range of 1-16 ng/mL (QC tested).

Background

Leukocyte immunoglobulin-like receptor subfamily B member 2 (LILRB2) is also known as CD85 antigen-like family member D (CD85d), Immunoglobulin-like transcript 4 (ILT-4), Monocyte / macrophage immunoglobulin-like receptor 10 (MIR-10), which is a member of the the subfamily B class of LIR receptors. LILRB2 is receptor for class I MHC antigens. LILRB2 recognizes a broad spectrum of HLA-A, HLA-B, HLA-C and HLA-G alleles. LILRB2 competes with CD8A for binding to class I MHC antigens. LILRB2 / CD85d inhibits FCGR1A-mediated phosphorylation of cellular proteins and mobilization of intracellular calcium ions.

Discounts, Gifts,
and more!

