

Synonym

LILRB4,ILT3,LIR5,CD85K,HM18

Source

Human LILRB4, His Tag(LI4-H52H7) is expressed from human 293 cells (HEK293). It contains AA Gln 22 - Glu 259 (Accession # [AAH26309.1](#)).

Predicted N-terminus: Gln 22

Molecular Characterization

LILRB4(Gln 22 - Glu 259)
AAH26309.1

Poly-his

This protein carries a polyhistidine tag at the C-terminus.

The protein has a calculated MW of 28.2 kDa. The protein migrates as 32-43 kDa under reducing (R) condition (SDS-PAGE) due to glycosylation.

Endotoxin

Less than 1.0 EU per µg by the LAL method / rFC method.

Purity

>90% as determined by SDS-PAGE.

>95% as determined by SEC-MALS.

Formulation

Lyophilized from 0.22 µm filtered solution in PBS, pH7.4 with trehalose as protectant.

Contact us for customized product form or formulation.

Reconstitution

Please see Certificate of Analysis for specific instructions.

For best performance, we strongly recommend you to follow the reconstitution protocol provided in the CoA.

Storage

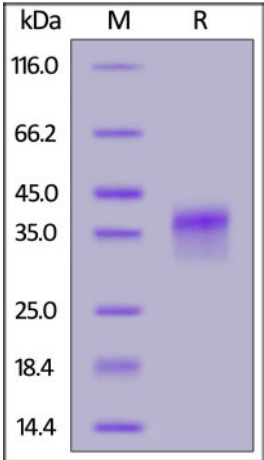
For long term storage, the product should be stored at lyophilized state at -20°C or lower.

Please avoid repeated freeze-thaw cycles.

This product is stable after storage at:

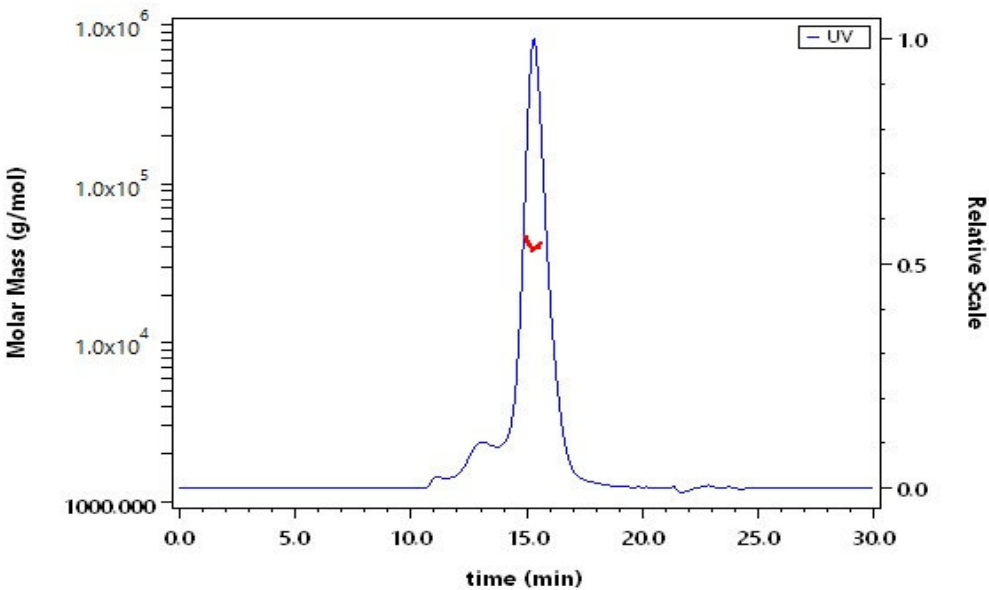
- 20°C to -70°C for 12 months in lyophilized state;
- 70°C for 3 months under sterile conditions after reconstitution.

SDS-PAGE



Human LILRB4, His Tag on SDS-PAGE under reducing (R) condition. The gel was stained with Coomassie Blue. The purity of the protein is greater than 90%.

SEC-MALS



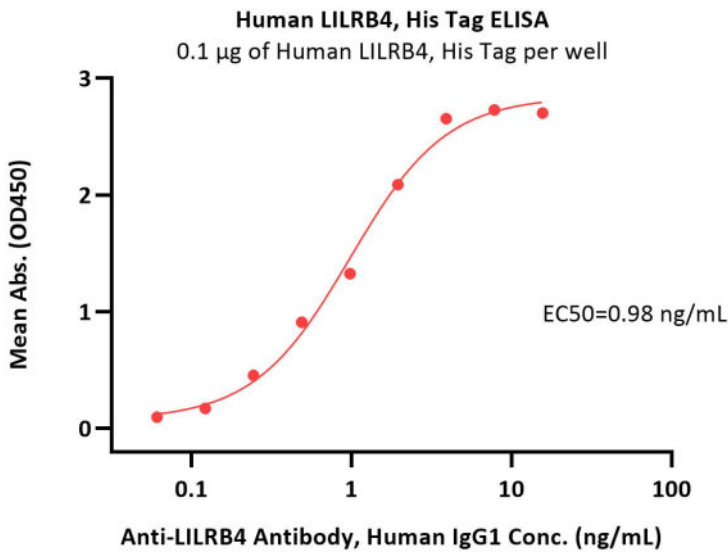
The purity of Human LILRB4, His Tag (Cat. No. LI4-H52H7) is more than 95% and the molecular weight of this protein is around 28-41 kDa verified by SEC-MALS.

[Report](#)

Bioactivity-ELISA

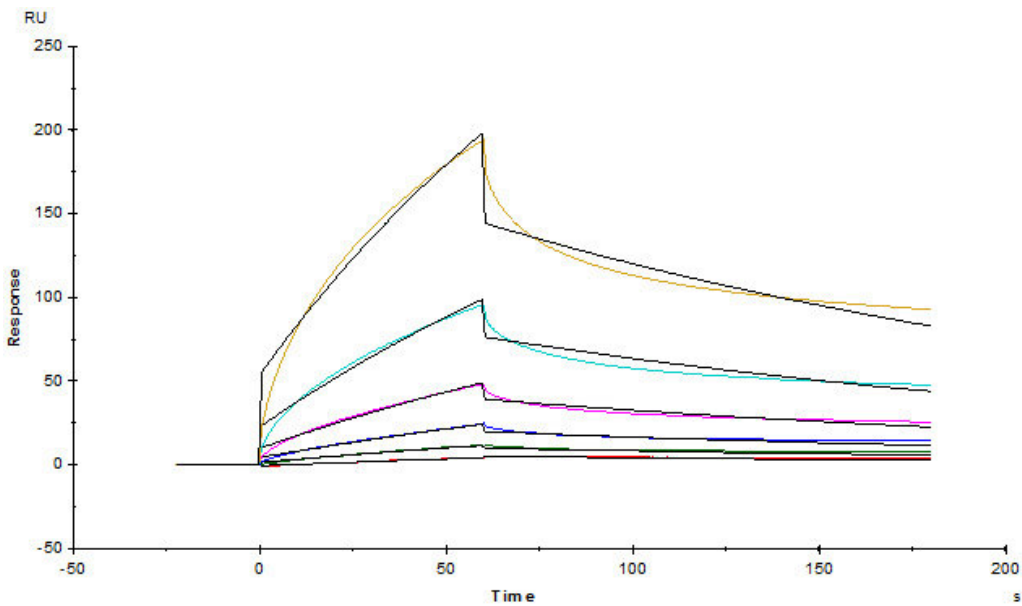
Discounts, Gifts,
and more!





Immobilized Human LILRB4, His Tag (Cat. No. LI4-H52H7) at 1 μ g/mL (100 μ L/well) can bind Anti-LILRB4 Antibody, Human IgG1 with a linear range of 0.1-2 ng/mL (QC tested).

Bioactivity-SPR



Human ANGPTL7, His Tag immobilized on CM5 Chip can bind Human LILRB4, His Tag (Cat. No. LI4-H52H7) with an affinity constant of 4.67 μ M as determined in a SPR assay (Biacore T200) (Routinely tested).

Background

Leukocyte immunoglobulin-like receptor subfamily B member 4 (LILRB4) is also known as CD85 antigen-like family member K (CD85K), Immunoglobulin-like transcript 3 (ILT-3), Leukocyte immunoglobulin-like receptor 5 (LIR-5), Monocyte inhibitory receptor HM18, which belongs to the leukocyte immunoglobulin-like receptor (LIR) family. LILRB4 / CD85K contains 2 Ig-like C2-type (immunoglobulin-like) domains. CD85K is detected in monocytes, macrophages, dendritic cells, lung, natural killer cells and B-cells. LILRB4 / CD85K is receptor for class I MHC antigens. CD85K recognizes a broad spectrum of HLA-A, HLA-B, HLA-C and HLA-G alleles, involved in the down-regulation of the immune response and the development of tolerance. LILRB4 interferes with TNFRSF5-signaling and NF-kappa-B up-regulation and inhibits receptor-mediated phosphorylation of cellular proteins and mobilization of intracellular calcium ions.

